


1-31-96
 W Post




PROFILES OF THE PARTIES

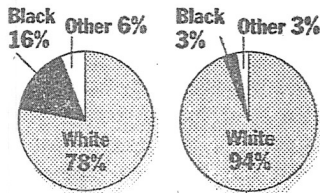
Demographics of Republican and Democratic partisans



SEX:

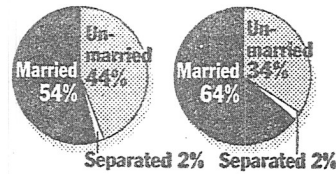


RACE:



Hispanic origin: 4% 4%

MARITAL STATUS:



EDUCATION:

Education Level	Democrats	Republicans
Less than high school	23%	12%
High school graduate	34	35
Some college	23	28
College graduate	10	17
Postgraduate work	9	8

RELIGION:

Religion	Democrats	Republicans
Protestant	37%	46%
Catholic	28	27
Jewish	3	—
Born again/evangelical	31%	44%

REGISTERED TO VOTE:

Party	Registered to Vote
Democrats	82%
Republicans	83%

Democrats exhibit higher levels of trust in the federal government than Republicans, who overwhelmingly trust state government.

Q: Generally speaking, which do you trust to do a better job running things—the federal government or your state government?



	Democrats	Republicans
Federal government	35%	17%
State government	48	70
Neither/both	11	10

However, Democrats are more likely to rate most federal government programs as ineffective.

Q: How do you think the federal government's programs have affected the quality of the air we breathe?

	Democrats	Republicans
Helped make things better	41%	54%
Made things worse	20	7
Not had much effect either way	36	36

Q: How do you think the federal government's programs have affected the share of Americans over 65 who live in poverty?

	Democrats	Republicans
Helped make things better	25%	25%
Made things worse	37	22
Not had much effect either way	30	49

Q: How do you think the federal government's programs have affected the difference in income between wealthy and middle-class Americans?

	Democrats	Republicans
Helped make things better	11%	11%
Made things worse	55	39
Not had much effect either way	30	46

Q: How do you think the federal government's programs have affected the chances that children will grow up in single-parent families?

	Democrats	Republicans
Helped make things better	12%	10%
Made things worse	34	45
Not had much effect either way	51	42

Q: How do you think the federal government's programs have affected the rate of violent crime?

Helped make things better	9%	10%
Made things worse	27	38
Not had much effect either way	59	52

Note: Percentages may not add to 100 because "no opinion" responses have been omitted.

The results of this Washington Post/Kaiser Family Foundation/Harvard University national survey are based on telephone interviews with 1,514 randomly selected adults conducted Nov. 28 to Dec. 4, 1995. The margin of sampling error for the overall results is plus or minus 3 percentage points; the margin of error for subgroup populations is larger. Sampling error is but one source of many potential errors in this or any other opinion poll. Interviewing was done by Princeton Survey Research Associates of Princeton, N.J.