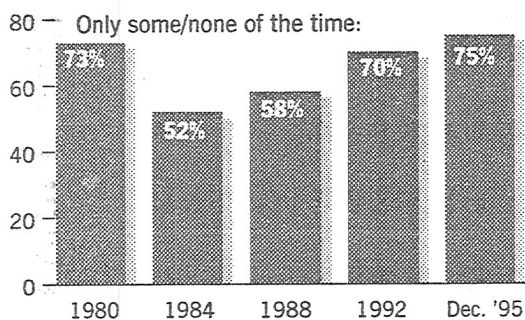


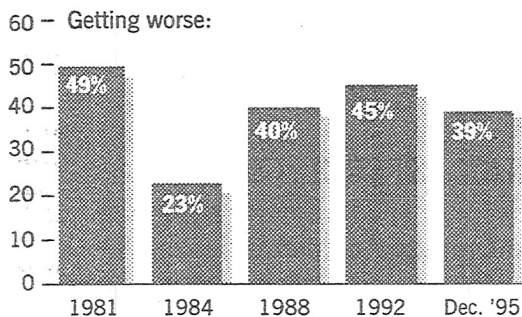
SIZING UP THE ELECTORATE

Q How much of the time do you trust the government in Washington to do the right thing?



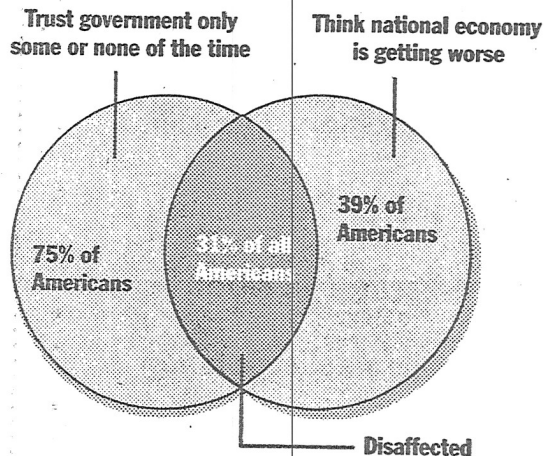
SOURCE: American National Election Studies, 1980-1992; Washington Post/Kaiser/Harvard survey, 1995.

Q Do you think the nation's economy is getting better, getting worse or staying about the same?



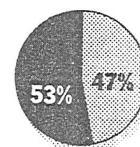
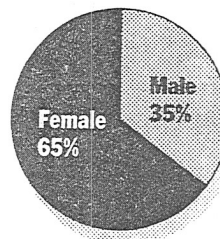
Percentages shown for years 1981-1992 are the averages of all ABC/Money magazine polls for that year. Total for Dec. 1995 is from Post/Kaiser/Harvard survey.

The Disaffected American is pessimistic about the economy and mistrustful of government:



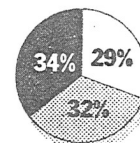
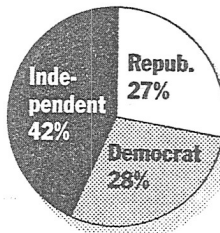
Disaffected Americans disproportionately ...

... are female



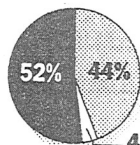
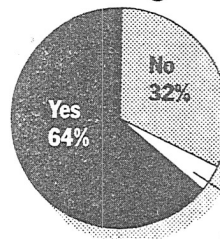
Overall sample

... are politically independent



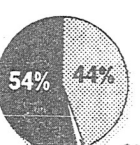

Overall sample

... believe the federal government threatens their financial well-being



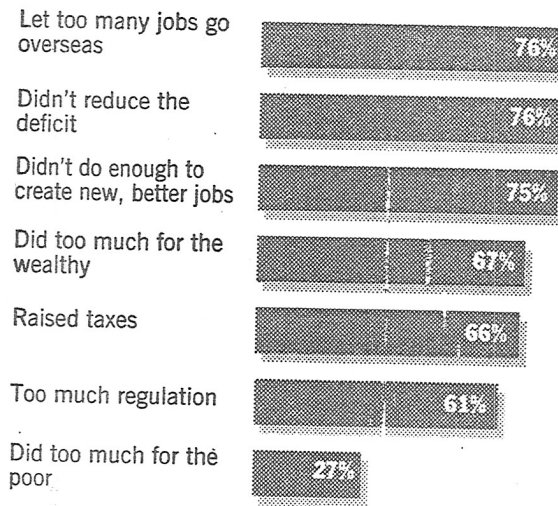
Overall sample

... are not confident life will be better for their children than it has been for them



Overall sample

Major reasons disaffected Americans blame government for the economy not getting better:



The results of this joint Washington Post/Kaiser Family Foundation/Harvard University national survey are based on telephone interviews with 1,514 randomly selected adults, conducted Nov. 28-Dec. 4, 1995. The margin of sampling error for the overall results is plus or minus 3 percentage points; the margin of error for subgroup populations is larger. Sampling error is but one source of many potential errors in this or any other opinion poll. Interviewing was done by Princeton Survey Research Associates of Princeton, N.J.