

STRASBURGER & PRICE, L.L.P.

ATTORNEYS AND COUNSELORS
A PARTNERSHIP INCLUDING PROFESSIONAL CORPORATIONS

SUITE 4300
901 MAIN STREET
DALLAS, TEXAS 75202
(214) 651-4300

TELECOPIER (214) 651-4330

D. BRADLEY KIZZIA
(214) 651-4592

June 1, 1994

Mr. Harold Weisberg
76270 Receiver Road
Frederick, Maryland 21702

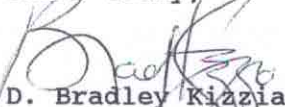
Re: Charles Crenshaw, M.D. and Gary
Shaw v. Lawrence Sutherland, et al. in the
18th Judicial District Court of
Johnson County, Texas; Cause No. 73-93

Dear Mr. Weisberg:

With your permission, Gary Shaw sent to me copies of your letters to him dated May 23rd and May 24th, 1994, pertaining to the above-referenced case. Your valuable expertise is greatly appreciated. We are trying to obtain a copy of the manuscript of Never Again!, as we believe it could be of great benefit to us in this case. Some of the other documents mentioned in your letters could also be very useful, such as the speech from your debate with Mr. Belin at Vanderbilt in 1975, receipts for Dr. Humes' notes, etc. If it wouldn't be too much trouble to locate such documents, I would appreciate it if you could send copies to me or to Gary, and I will see that you are reimbursed for copying charges.

Again, thank you very much for your valuable assistance.

Yours truly,


D. Bradley Kizzia

DBK/srl

cc: Charles A. Crenshaw, M.D.
215 North Rivercrest
Fort Worth, Texas 76107

cc: Mr. Gary Shaw
Post Office Box No. 722
Cleburne, Texas 76033-0722

AUSTIN

SUITE 2600
600 CONGRESS AVENUE
AUSTIN, TEXAS 78701-3288
(512) 499-3600

HOUSTON

SUITE 2600
1221 MCKINNEY STREET
HOUSTON, TEXAS 77010
(713) 951-9800

MEXICO CITY CORRESPONDENT

GONZALEZ CALVILLO Y FORASTIERI, S.C.
EDIFICIO HEWLETT-PACKARD
MONTE PELVoux NO. III, PISO 5
LOMAS DE CHARLTEREC
11000 MEXICO D.F., MEXICO
011-525-202-7622

imperishable, irreplaceable evidence by a man qualified in forensic pathology and, second, the unhesitating acceptance and approval by the physician to the President himself?

When all the experts were military men, when all civilians were kept out of the autopsy room by military guard, when the military destroyed the evidence and the military approved the destruction of the evidence, and when this new evidence proves the testimony about the wounds was perjurious, criminal, and all of this criminality, this false swearing, was also by the military, is not a question of some kind of military conspiracy unavoidable?

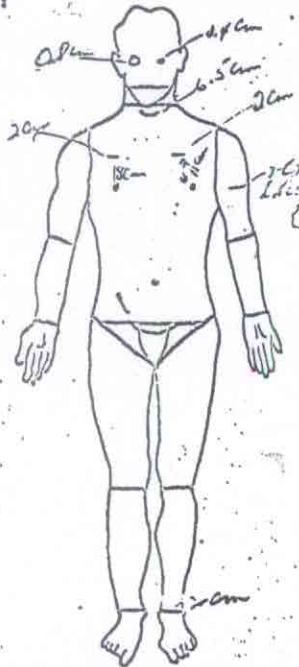
And must I not again ask, is there anything like this in our history or that of any other land considering itself free and civilized?

24. RE

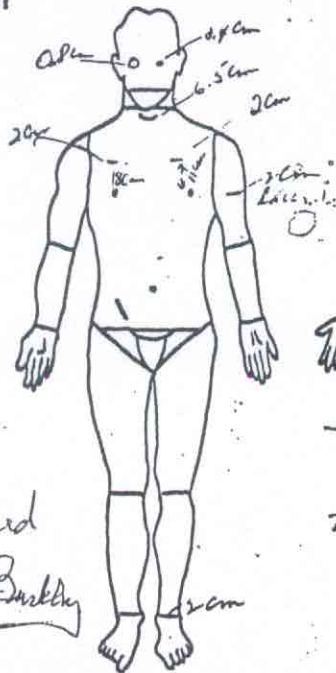
LUNG, LT. <u>290</u>	KIDNEY, L.
BRAIN _____	LIVER <u>150</u>
SPLEEN <u>90</u>	HEART <u>150</u>
THYMUS _____	TESTIS _____
HEART MEASUREMENTS: A <u>7.5</u> cm. P <u>7</u>	
LVM <u>1.5</u>	

LUNG, LT. <u>290</u>	KIDNEY, L.
BRAIN _____	LIVER <u>150</u>
SPLEEN <u>90</u>	HEART <u>150</u>
THYMUS _____	TESTIS _____
HEART MEASUREMENTS: A <u>7.5</u> cm. P <u>7</u>	
LVM <u>1.5</u>	

NOTES:



NOTES:



*Verified
Admiral Burkley*

On the left is an excerpt from the Xerox copy of the "Autopsy Descriptive Sheet" printed by the Commission in CE 397. On the right is the identical section of the "Descriptive Sheet" excerpted from the original, which the Commission never had. Missing from the Commission's copy is the handwritten verification of Admiral Burkley, the President's physician. For the full original "Descriptive Sheet" see p. 310.

There are too many major instances of this kind of material. One of which he requires some professional instincts equipping him to credit official willingness to consider moral, ethical considerations, for adequate research is one thing. Not on this. He must be hidden. He first has to lie for he is deceived and lied to has been deceived, and that to him. He must find people with him. In the end, he must be

In some aspects of my assassinations, this was not finding and spending the time, and speaking to the people and their willingness to talk and although my lack of travel, I think it is probably my investigations than all of the surprising things is with me.

In Memphis, for example I sought to interview, none to tape-record what he knew official investigation. And that the only improper and, in fact, the prosecutor.

No single person else refused to see me on the JFK of them objected to taping. it, those who had violated inhibition. In some cases, they But for the most part, they that their President can be without their being told by happened, who did it and why risk in their willingness to did - and did not - happen in turn, was investigated by and by the government that alone.

The experiences of O illuminate what can happen. Oswald is supposed to have Bar and Lounge, on the tongue at one edge of the French Q with something never made a extensive effort to discredit

On the occasion of c

CERTIFICATE OF DEATH
 HAINES # (REV. 9-56) 1-5061

COPY

See back side for instructions

1. NAME OF DECEASED
 The White House, Washington, D.C.

2. NAME OF DECEASED
 President John Fitzgerald Kennedy

3. TITLE OF DECEASED
 President of the United States

4. SEX MA F

5. RACE NA NA NA NA

6. PLACE OF BIRTH (State, County, City, and Zip)
 Brookline, Massachusetts

7. DATE OF BIRTH (Month, Day and Year)
 May 29, 1917

8. AGE AT DEATH (Years and Months)
 46 years 6 months

9. COLOR OF EYES
 Blue

10. HAIR AND SCARS (Color and Nature)
 Auburn Ruddy 72"

11. RELIGION
 Catholic

12. SCARS AND SCARS (Color and Nature)
 4" scar 2nd, 3rd and 4th lumbar spine
 4" scar upper left leg, well healed

13. NAME OF NEXT OF KIN (Name, Address, and City, State and Zip)
 Mrs. John Fitzgerald Kennedy, The White House, Washington, D.C.

14. ADDRESS TO WHICH COPY OF THIS CERTIFICATE SHOULD BE SENT (Name, Address, and City, State and Zip)
 The White House, Washington, D.C.

15. PLACE OF DEATH
 Parkland Memorial Hospital, Dallas, Texas

16. DATE OF DEATH
 November 22, 1963

17. I, SIGNATURE OF PHYSICIAN DIRECTLY CAUSING DEATH (This space not used unless death is due to disease, injury or complication which caused death)
 Gunshot wound, skull

18. SIGNATURE OF PHYSICIAN (If death is due to disease, injury or complication which caused death, state the underlying cause)
 Due to ()

19. SIGNATURE OF PHYSICIAN (If death is due to disease, injury or complication which caused death, state the underlying cause)
 Due to ()

20. SIGNATURE OF PHYSICIAN (If death is due to disease, injury or complication which caused death, state the underlying cause)
 Due to ()

21. SIGNATURE OF PHYSICIAN (If death is due to disease, injury or complication which caused death, state the underlying cause)
 Due to ()

22. SIGNATURE OF PHYSICIAN (If death is due to disease, injury or complication which caused death, state the underlying cause)
 Due to ()

23. SIGNATURE OF PHYSICIAN (If death is due to disease, injury or complication which caused death, state the underlying cause)
 Due to ()

24. SIGNATURE OF PHYSICIAN (If death is due to disease, injury or complication which caused death, state the underlying cause)
 Due to ()

25. SIGNATURE OF PHYSICIAN (If death is due to disease, injury or complication which caused death, state the underlying cause)
 Due to ()

26. SIGNATURE OF PHYSICIAN (If death is due to disease, injury or complication which caused death, state the underlying cause)
 Due to ()

27. SIGNATURE OF PHYSICIAN (If death is due to disease, injury or complication which caused death, state the underlying cause)
 Due to ()

28. SIGNATURE OF PHYSICIAN (If death is due to disease, injury or complication which caused death, state the underlying cause)
 Due to ()

29. SIGNATURE OF PHYSICIAN (If death is due to disease, injury or complication which caused death, state the underlying cause)
 Due to ()

30. SIGNATURE OF PHYSICIAN (If death is due to disease, injury or complication which caused death, state the underlying cause)
 Due to ()

This is the front side of the one-page death certificate executed by the President's physician, Admiral Burkley. Its existence was known to the Commission, which had copies of the receipts for its transmittal to the Secret Service. However, the Commission never asked for and never received a copy. The official certificate of death would seem to be fundamental to any investigation of a murder, but not so far as the Warren Commission was concerned. Had the Commission put this certificate in its record, it could not have written the Report, as the next page makes clear.

John Fitzgerald Kennedy
 President John Fitzgerald Kennedy, on November 22, 1963, and at approx an assassin's bullet and a second was level of the third thoracic vertebra. fragmentation of the skull and evulsil impact, with resulting maceration of President was rushed to Parkland M the care of a team of physicians at il Kemp Clark. I arrived at the hospi President and immediately went to t wound was of such severity that it w the time of arrival at the hospital by Emergency measures were employe blood. The President was pronounc verified by me.

To the White House, Washington,

DATE SIGNED November 23, 1963 SIGNATURE

COUNT OF INQUIRY OR BOARD OF INVESTIGATION

SIGNATURE

This is the reverse side of the Cert at the autopsy, reports with assurac wound "in the posterior back at abou is significant that Burkley provide until the following day, the 24th, locating of the wound on a body char exact location of the third thoraci

John Fitzgerald Kennedy

John Fitzgerald Kennedy

President John Fitzgerald Kennedy, while riding in the motorcade in Dallas, Texas, on November 22, 1963, and at approximately 12:30 p.m., was struck by and sustained an assassin's bullet and a second wound occurred in the posterior back at about the level of the third thoracic vertebra. The wound was shattering in type causing fragmentation of the skull and evulsion of three particles of the skull. A third wound impact, with resulting maceration of the right hemisphere of the brain. The President was rushed to Parkland Memorial Hospital, and was placed under the care of a team of physicians at the hospital and the direction of the Chief of Staff, Dr. Keop Clark. I arrived at the hospital approximately five minutes after the President and immediately went to the emergency room. It was evident that the wound was of such severity that it was bound to be fatal. Breathing was noted at the time of arrival at the hospital by several members of the Secret Service. Emergency measures were employed immediately including intravenous fluids and blood. The President was pronounced dead at 1:00 p.m. by Dr. Clark and was verified by me.

To the White House, Washington, D.C.

DATE SIGNED November 23, 1963

SIGNATURE George Gregory Burkley
President John F. Kennedy

WITNESSED BY COURT OF INQUIRY OR BOARD OF INVESTIGATION

(initials or full name) J. H. H. D.

SIGNATURE _____
(Continuing Officer)

COPY

This is the reverse side of the Certificate of Death wherein Admiral Burkley, present at the autopsy, reports with assurance and precision that the President had received a wound "in the posterior back at about the level of the third thoracic vertebra." It is significant that Burkley provided this description on November 22, for it was not until the following day, the 24th, that he saw and "verified" Dr. Boswell's similar locating of the wound on a body chart, reproduced at p. 310. For a depiction of the exact location of the third thoracic vertebra, see the skeletal diagram at p. 312.

... of ...
... years ...
... months ...
... Massachusetts ...
... Catholic ...

Washington, D.C.
November 23, 1963
November 22, 1963

executed by the President's
the Commission, which had
Service. However, the Con-
official certificate of death
order, but not so far as the
this certificate in its record,
was clear.

AUTOPSY

NMS # A 68 # 275 DATE 4-22-63 HR. STARTED _____ HR. COMPLETED _____

NAME: _____ RANK/RATE _____

DATE/HOUR EXPIRED: _____ WARD _____ DIAGNOSIS _____

PHYSICAL DESCRIPTION: RACE: _____ Obtain following on babies only:

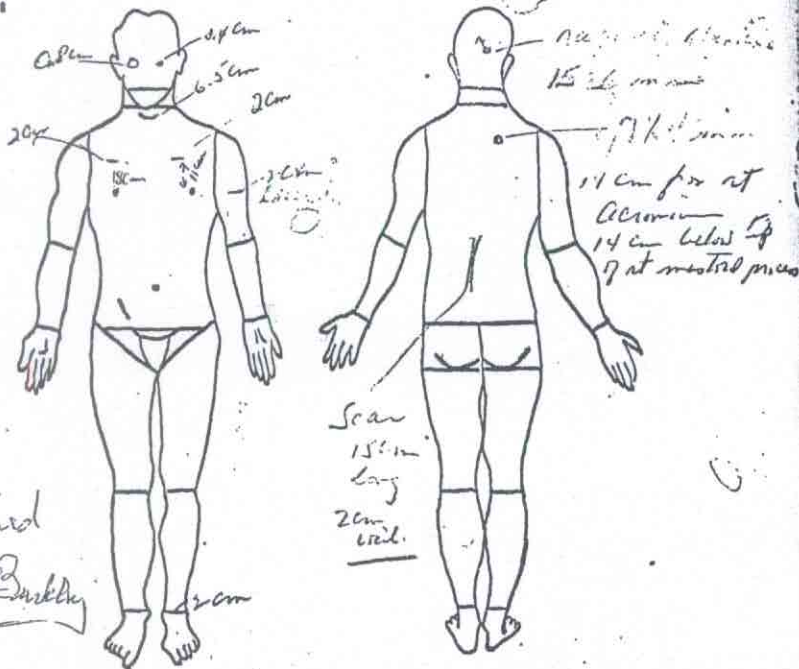
Height _____ in. Weight _____ lb. Hair _____ Color _____
 Color eyes _____ Pupils Rt _____ mm, Lb. _____ mm
 Crown-rump _____ in.
 Crown-heel _____ in.
 Circumference: Head _____ in. Chest _____ in.
 Abd. _____ in.

WEIGHTS: (Grams, unless otherwise specified)

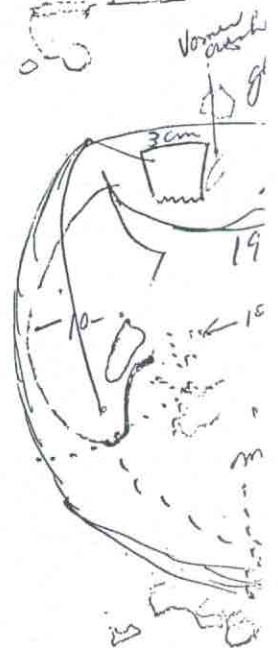
LUNG, RT. 320 KIDNEY, RT. 1305 ADRENALS, RT. _____
 LUNG, LT. 290 KIDNEY, LT. 140 ADRENALS, LT. _____
 BRAIN _____ LIVER 150 PANCREAS _____
 SPLEEN 90 HEART 750 THYROID _____
 THYMUS _____ TESTIS _____ OVARY _____

HEART MEASUREMENTS: A 7.5 cm. P 7 cm. T 1.3 cm. M 10 cm.
 LVM 1.5 cm. RVH .4 cm.

NOTES:



*Verified
 S. B. Burklely*



The "Autopsy Descriptive Sheet" is the only "autopsy notes" in the C this sheet. There were other copies printed here for the first time of the "Descriptive Sheet." The verification. A comparison of the appears at p. 262. The location by Burklely corresponds almost ex

Irregular but is difficult but it is AP projection is at 1.3 mm.

the lateral projection mm. and the greatest of the metallic is of the femur."

was delivered to

went to great efforts to learn find in Governor Connally's solution to the assassination lack of deformation precludes nal problems that it was at most and of all its surfaces, only of the bullet is obviously in Connally imposed an addition- 89.

ed by Dr. Reynolds was suppressed f the size of the metal fragment ately recorded here, this alone The picture of 389's base and ould have come. See p. 602. sion to ignore this report? ure to make adjustments for which failed to get an adjusted 3).

Connally's chest, an unlikely ay 10 cm. of the fifth rib. one in Dallas before some of mmission, he was told that post- l fragment remaining." This was of Connally's post-operative care to repeat his story before the uried the information and inves- ng of the post-operative chest

wrist indicates that the famed of two lead fragments removed page after page of FBI reports ver's lab report to Dallas police fragment." (24H 262). The FBI ntj was recovered from Governor its disposal, the Commission as imprecision the report states: metallic fragments, and two or " (R95). Presumably the Commission, also, the Commission could fragments depicted therein. A t least five fragments scattered aken after the two fragments were 692).

Commission developed the basic

PERMANENT RECORD | AUTHORIZATION FOR POST-MORTEM EXAMINATION

In the event authorization for post-mortem examination is obtained by letter, telegram, or mechanically recorded telephone call, paragraphs 1 and 2 shall be completed by hospital or medical facility by letter, telegram, or memorandum confirming telephone call of authorization attached to this form for permanent file.

NAME AND LOCATION OF HOSPITAL
U.S. Naval Hospital, Boston
DATE
22 November 1963
You are hereby authorized to perform a post-mortem examination on the remains of
John F. Kennedy
(Name of deceased)

Authority is also granted for the preservation and study of any and all tissues which may be removed. This authority shall be limited only by the conditions expressly stated below:

Signature of Witness *[Signature]* Signature (Mrs) John F. Kennedy
(Person authorized to consent)
Address _____ Address White House
Washington, D.C.
Authority to consent Wife

The performance of the autopsy specified above is approved.

Signature R.O. CANADA CAPT MC USN
Title Commanding Officer
Date 22 November 1963

PATIENT'S IDENTIFICATION (For typed or written entries give: Name—last, first, middle; grade; date; hospital or medical facility) REGISTER NO. WARD NO.
AUTHORIZATION FOR POST-MORTEM Standard Form 622

From the official archive of a president's murder, this is the clearest copy available of the autopsy authorization. Line 2 should read: "You are hereby authorized to perform a complete post-mortem examination on the remains of..." This authorization destroys many of the official myths. Clearly, if the authorization is to be part of the "permanent file" and "authority is also granted for the preservation" of all tissue removed for study, then the photographs and x-rays taken during the autopsy, government property, are also to be a part of the permanent file and not subject to claims of ownership by the family of the deceased. See pp. 101-2. Also, if the authorization includes "a complete" autopsy, there can be no excuse for the failure to dissect the putative bullet path through the neck. Dr. Finck's apology for this fundamental failure is thus rendered invalid. See pp. 235-6.

incision into the
well healed 8 cm.
incision. C on the
midline is another, well
situated on the
lateral aspect of the
well healed 8 cm. scar.

irregular defect of the
the right innominate
vein but extending
temporal and occipital
regions there is an
defect and bone producing
masses approximately
center.

at margins of the
tears extend in dilate
a less intact scalp
right inferior temporal -

parietal margin anterior to the ear to
a point slightly above the tragus.

1) From the anterior parietal margin
anteriorly on the forehead to approximately
4 cm. above the orbital ridge

2) From the left margin of the main
defect across the midline anterior-laterally
for a distance of approximately 8 cm.

3) From the same starting point as
2) 10 cm posterior-laterally.

Situated in the posterior scalp approximately
3.5 cm laterally to the right and slightly
above the external occipital protuberance
is a ~~fractured~~ ~~and~~ ~~tangential~~ to the
surface of the scalp measuring 15 x 6 mm.

In the underlying bone is a corresponding
~~puncture~~ wound through ~~the~~ ~~plates~~ of
the skull which exhibits ~~fracture~~ of
the margins of the bone when ~~viewed~~ from
the inner ~~table~~ of the skull.

A ~~small~~ ~~irregular~~ in the above described
large skull defect and extending from it
is ~~exposed~~ ~~brain~~ ~~tissue~~ which on
close inspection proves to represent ~~the~~

Humes twice omitted the word "puncture" on this page, once actually replacing it with
a word of entirely opposite meaning, "lacerated."



U. S. NAVAL MEDICAL SCHOOL
 NATIONAL NAVAL MEDICAL CENTER
 BETHESDA, MARYLAND 20014

In reply refer to



U. S.
 NATION
 B

24 November 1963

C-E-R-T-I-F-I-C-A-T-E

C-1

I, James J. Humes, certify that I have destroyed by burning certain preliminary draft notes relating to Naval Medical School Autopsy Report A63-272 and have officially transmitted all other papers related to this report to higher authority.

J. J. Humes
 J. J. HUMES
 CDR, MC, USN

accepted and approved this date
George A. Burkley
Rear Adm USN
Physician to the President

I, James J. Humes associated with Naval have remained in my p notes and the hologra to Commanding Officer 24 November 1963. No my possession.

Received above workin

Accepted
Se
 ✓

This is the original of Humes' certificate that he burned a draft of the autopsy report. It is not the same as the copy printed by the Commission, 17H48, which does not include the handwritten approval of Dr. Burkley. Indeed, what can be said when the President's physician certifies that he accepts and approves the burning of evidence in the crime! See p. 261.

This certificate has led to the myth, propagated by Arlen Specter, that Humes burned his autopsy notes. "The record is plain," Specter told U.S. News and World Report, 10/10/66, "that there had been a series of notes taken by Dr. Humes at the time of the actual performance of the autopsy which had been destroyed." Specter knew better, since he put this certificate (absent the Burkley endorsement) into evidence and had it confirmed by Humes (2H373). As the certificate on the next page makes clear, the "autopsy notes" were preserved. What Humes burned he alternately described as "preliminary draft notes" (above) and "that draft" of the autopsy report later revised, (2H373).

Having been assured by Humes that the first draft of the autopsy report had been destroyed forever by burning, Specter asked not a single question, not even the simple, indispensable question: Why? On this the Commission's record is barren. Specter, however, would like the public to believe otherwise. He now claims Humes "explained his reasons (for burning) fully before the Commission"—in his testimony.

This, an original copy, also b published by the Commission. made during the autopsy. "Aut were preserved and given to Ca all autopsy notes because Humes in his possession until the tr case remain in my possession." ing autopsy notes begins. See

12
27 - Harold

SCHOOL
CENTER
0014

In reply refer to

24 November 1963

-T-E

I have destroyed by
es relating to Naval
and have officially
to this report to

Humes
HUMES
MC, USN

read this date
G. Burkley
Adm MC USN
in the President

burned a draft of the autopsy report.
ission, 17H48, which does not include
what can be said when the President's
he burning of evidence in the crime!

ted by Arlen Specter, that Humes
Specter told U.S. News and world
notes taken by Dr. Humes at the
h had been destroyed." Specter
the Burkley endorsement) into evi-
the certificate on the next page
What Humes burned he alternately
"that draft" of the autopsy report

draft of the autopsy report had been
single question, not even the simple,
sion's record is barren. Specter,
se. He now claims Humes "explained
sion"—in his testimony.



U. S. NAVAL MEDICAL SCHOOL
NATIONAL NAVAL MEDICAL CENTER
BETHESDA, MARYLAND 20014

In reply refer to

24 November 1963

C-E-R-T-I-F-I-C-A-T-E

I, James J. Humes, certify that all working papers
associated with Naval Medical School Autopsy Report A63-272
have remained in my personal custody at all times. Autopsy
notes and the holograph draft of the final report were handed
to Commanding Officer, U. S. Naval Medical School, at 1700,
24 November 1963. No papers relating to this case remain in
my possession.

J. J. Humes
J. J. HUMES
CDR, MC, USN

Received above working papers this date.

J. H. Stover, Jr.
J. H. STOVER, JR.
CAPT, MC, USN
Commanding Officer, U.S. Naval Medical School
National Naval Medical Center

Accepted and approved this date
George S. Burkley
Rear Adm MC USN
Physician to the President

This, an original copy, also bears the endorsement of Dr. Burkley absent from the copy
published by the Commission. Here Humes makes explicit that he never burned any notes
made during the autopsy. "Autopsy notes and the holograph draft of the final report"
were preserved and given to Capt. Stover on November 24. Stover must have received
all autopsy notes because Humes specifies that "all working papers" of the autopsy were
in his possession until the transfer to Stover, after which "no papers relating to this
case remain in my possession." With this transmittal, the mysterious story of the miss-
ing autopsy notes begins. See pp. 145, 261.

NATIONAL NAVAL MEDICAL CENTER
BETHESDA 14, MARYLAND

25 November 1963

To: Commanding Officer, National Naval Medical Center
Via: The White House Physician

Subject: Autopsy protocol in the case of John F. Kennedy, Late President
of the United States

1. Transmitted herewith by hand is the sole remaining copy (number eight) of the completed protocol in the case of John F. Kennedy. Attached are the work papers used by the Prosecutor and his assistants.
2. This command holds no additional documents in connection with this case.
3. Please acknowledge receipt.

C. B. GALLOWAY

This letter and the receipt which follows are from CD 371, although neither appears in the Commission's published evidence. When Specter introduced the autopsy papers, CE 397, into evidence, he stated for the record that CE 397 "is the identical document" marked CD 371 "for our internal purposes." (2H373). However, the two documents are not the same because the printed exhibit omits these two pages. Suppression accomplished many purposes, among them making it impossible to trace the chain of possession of the vital autopsy notes.

Many pages of notes made by all three pathologists during the autopsy were preserved and must have been delivered to Dr. Buraley on November 25. Dr. Humes transmitted all papers in his possession to Admiral Galloway on November 24, and here Galloway claims to transmit all papers he has, retaining none. Buraley in turn gave everything he got from Galloway to the Secret Service on November 26, as the following receipt executed that day reveals. And there the trail ends. The Commission's records include but one sheet (two sides) of notes, none of which were made by Humes. See pp. 102-5, 247-8, 251-6. The one sheet published directly contradicts the autopsy findings on a quintessential point, the location of the back wound. One can only guess what the suppressed notes reveal. And one cannot avoid asking why the Commission, charged with evaluating all facts relating to the assassination, did not obtain or publish the missing autopsy notes, and suppressed the receipts documenting their chain of possession. See p. 50.

526



TREAS

Receipt is acknowledged following items from Dr

One piece of bronze col in transit from casket

One letter - Certificate of Texas - dated Nov. 2

One carbon copy of letter Officer, U. S. Medical regarding confidential

One receipt dated Nov. drapes, and shroud used

One receipt dated Nov. photographic film, undeveloped to PRS for safekeeping.

An original and six pir (Nav.Med.N)

One receipt from FBI for examination of the body

One letter from University School including report findings of treatment at the Dallas County Hospital that three carbon copies

One copy of autopsy report which is described in Dr. Galloway's

Transmittal letter and

Authorization for post mortem dated Nov.

The Commission failed to publish as part of a published exhibit questions would immediately list are a part of the Commission items, readily available to investigators of the crime. The Navy death solution to that crime. See

TREASURY DEPARTMENT
WASHINGTON 25, D. C.

CO-2-34030

OFFICE OF THE CHIEF
U. S. COAST GUARD

Protective Research Section
November 26, 1963

Receipt is acknowledged this date, Nov. 26, 1963, of the following items from Dr. George G. Burkley:

One piece of bronze colored material inadvertently broken in transit from casket in which body was brought from Dallas.

One letter - Certificate of Death of John F. Kennedy - State of Texas - dated Nov. 22, 1963.

One carbon copy of letter dated November 26 from Commanding Officer, U. S. Medical School, concerning law and regulations regarding confidential nature of the events.

One receipt dated Nov. 22, 1963, for bed sheet, surgical drapes, and shroud used to cover the body in transit.

One receipt dated Nov. 22, 1963, regarding a carton of photographic film, undeveloped except for X-rays, delivered to PRS for safekeeping.

An original and six pink copies of Certificate of Death (Nav. Med. N)

One receipt from FBI for a missile recovered during the examination of the body.

One letter from University of Texas South West Medical School including report from Dr. Clark and summary of their findings of treatment and examination of the President in the Dallas County Hospital. Said letter of transmittal states that three carbon copies have been retained in that area.

One copy of autopsy report and notes of the examining doctor which is described in letter of transmittal Nov. 25, 1963 by Dr. Gallaway.

Transmittal Letter and 7 copies of the above item (autopsy report)

Authorization for post mortem examination signed by the Attorney General and dated Nov. 22, 1963.

Robert I. Bouc

The Commission failed to publish this receipt even though it is supposed to be included as part of a published exhibit, CE 397. The reason is obvious: had it been published, questions would immediately have arisen as to why none of the items included in the list are a part of the Commission's evidence. That the Commission did not obtain these items, readily available to it, is proof that it did not seek the most basic evidence of the crime. The Navy death certificate alone is destructive of the entire official solution to that crime. See pp. 102, 307-8.

ENTER

1963

Central Center

Kennedy, Late President

examining copy (number
of John F. Kennedy,
error and his assistant.

in connection with

GALLAWAY

CD 371, although neither appears introduced the autopsy papers, 397 "is the identical document" never, the two documents are 6 pages. Suppression accomplished the chain of possession of the

during the autopsy were pre-ovember 25. Dr. Humes trans- on november 24, and here g none. Burkley in turn gave n november 26, as the following ends. The Commission's records ch were made by Humes. See tly contradicts the autopsy e back wound. One can only guess asking why the Commission, smination, did not obtain or receipts documenting their chain

April 22, 1965

THE

Dear Dr. Burkley:

This will authorize you to release to my custody all of the material of President Kennedy, of which you have personal knowledge, and now being held by the Secret Service.

I would appreciate it if you would accompany this material personally and turn it over for safekeeping to Mrs. Evelyn Lincoln at the National Archives. I am sending a copy of this letter to Mrs. Lincoln with instructions that this material is not to be released to anyone without my written permission and approval.

Sincerely,

Robert F. Kennedy

Vice Adm. George G. Burkley
Physician to the President
The White House
Washington, D. C.

cc/Mrs. Evelyn Lincoln

Note the careful phrasing of Robert Kennedy's letter, kept secret by the Archives until this year. Far from being a source of embarrassment to any surviving Kennedy, this is destructive of the government's version of how vital evidence, property of the federal government, got into private hands. Robert authorized the release to his custody of only "material of President Kennedy...now being held by the Secret Service." This does not say "material relating to President Kennedy," or "material of President Kennedy's autopsy." By its terms its reference is specific: that which had been the personal property of the late President. Obviously, the brother, as a private citizen, had no authority to order the "release" to his "custody" of anything more, especially government property such as the autopsy pictures and x-rays. If it were Robert's intent to authorize the release of the pictures and x-rays, then the resulting transfer would have all the legal validity as if he had authorized release of the Liberty Bell.

It is most likely that Robert Kennedy himself did not write this letter, and any notations indicating the real author or the typist are either absent or masked on this copy.

Mrs. Evelyn Lincoln
National Archives
Washington, D. C.

Dear Mrs. Lincoln:

In accordance
1965 from Senator R
attached list relat
President John F. K
the Archives for yo
the instructions cc

Witnesses:

Robert F. Kennedy
George G. Burkley
Edith E. Bell

This letter by Burkley gives the Kennedy" has been changed to "I Thus, what was transferred was I It is obvious that Burkley and I the pictures and x-rays, were b suppress evidence and misplace I

3, 1965

THE WHITE HOUSE
WASHINGTON

April 26, 1965

Mrs. Evelyn Lincoln
National Archives
Washington, D. C.

Dear Mrs. Lincoln:

In accordance with authorization dated April 22, 1965 from Senator Robert F. Kennedy, the items on the attached list relating to the autopsy of the late President John F. Kennedy are herewith transferred to the Archives for your custody, and in accordance with the instructions contained in Senator Kennedy's letter.

Yours sincerely,

George S. Burkley
George S. Burkley
Vice Admiral, MC, USN
Physician to the President

Witnesses:

Robert L. Bourk
Charles L. ...
Edith E. ...

release to my custody all
at Kennedy, of which you
and now being held by the

I would accompany this
in it over for safekeeping
the National Archives.
letter to Mrs. Lincoln
material is not to be re-
written permission and

ly,

F. Kennedy

May

y's letter, kept secret by the Archives until
arrangement to any surviving Kennedy, this is
how vital evidence, property of the federal
t authorized the release to his custody of
being held by the Secret Service." This does
nedy," or "material of President Kennedy's
pecific: that which had been the personal
, the brother, as a private citizen, had no
custody" of anything more, especially govern-
and x-rays. If it were Robert's intent to
x-rays, then the resulting transfer would
authorized release of the Liberty Bell.
himself did not write this letter, and any
typist are either absent or masked on this

This letter by Burkley gives the game away. Robert Kennedy's "material of President Kennedy" has been changed to "items...relating to the autopsy of" President Kennedy. Thus, what was transferred was not what Robert authorized to be released to his custody. It is obvious that Burkley and Kennedy, neither of whom possessed or had authority over the pictures and x-rays, were being used. The sole purpose of this transaction was to suppress evidence and misplace blame for it.