

Humes twice omitted the word "puncture" on this page, once actually replacing it with a word of entirely opposite meaning, "lacerated."

lateral margin anterior to the 5.5 cm to
 a point slightly above the T₁₂ level.
 2) From the anterior paravertebral margin
 anteriorly on the level of the T₁₂ level
 4 cm above the 5.5 cm level
 2) From the left margin of the main
 asept across the middle anterior-laterally
 for a distance of approximately 8 cm.
 4) From the same starting point as
 (1) 10 cm later - laterally.
 5) Starts in the posterior sharp anteriorly
 2.5 cm laterally to the right and slightly
 above the 5.5 cm level and posteriorly
 in a ~~direction~~ ~~perpendicular to the~~
~~anterior of the level~~ measuring 15 cm.
 In the underlying line is a ~~structure~~
 These names through ~~the~~ ~~level~~ ~~of~~
 the skull which is ~~the~~ ~~main~~ ~~part~~ ~~of~~
~~the margin of the level~~.
 The ~~main~~ ~~part~~ ~~of~~ ~~the~~ ~~level~~
 is ~~the~~ ~~main~~ ~~part~~ ~~of~~ ~~the~~ ~~level~~
 of ~~the~~ ~~level~~ ~~of~~ ~~the~~ ~~level~~
 of ~~the~~ ~~level~~ ~~of~~ ~~the~~ ~~level~~

9

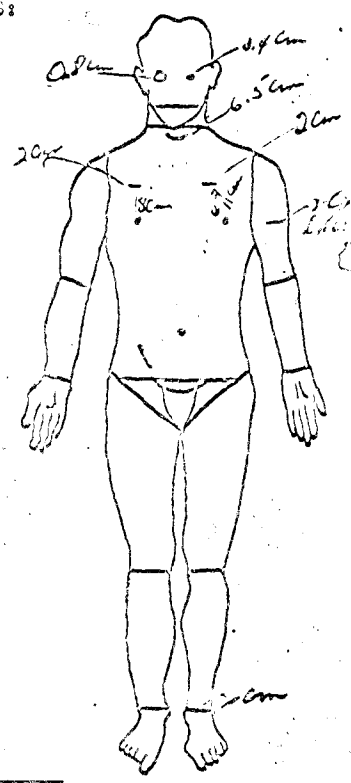
imperishable, irreplaceable evidence by a man qualified in forensic pathology and, second, the unhesitating acceptance and approval by the physician to the President himself?

When all the experts were military men, when all civilians were kept out of the autopsy room by military guard, when the military destroyed the evidence and the military approved the destruction of the evidence, and when this new evidence proves the testimony about the wounds was perjurious, criminal, and all of this criminality, this false swearing, was also by the military, is not a question of some kind of military conspiracy unavoidable?

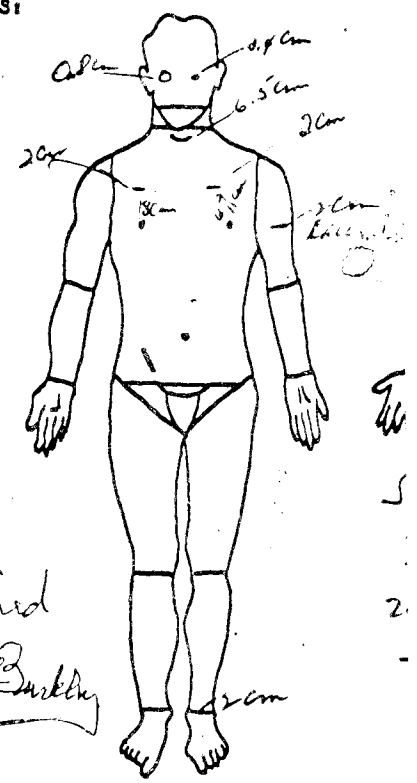
And must I not again ask, is there anything like this in our history or that of any other land considering itself free and civilized?

LUNG, LT. <u>290</u>	KIDNEY, _____	LUNG, LT. <u>290</u>	KIDNEY, L. _____
BRAIN _____	LIVER _____	BRAIN _____	LIVER <u>150</u>
SPLEEN <u>90</u>	HEART _____	SPLEEN <u>90</u>	HEART <u>150</u>
THYMUS _____	TESTIS _____	THYMUS _____	TESTIS _____
HEART MEASUREMENTS: A <u>7.5</u> cm. P _____		HEART MEASUREMENTS: A <u>7.5</u> cm. P <u>7</u>	
LVM <u>1.5</u>		LVM <u>1.5</u>	

NOTES:



NOTES:



On the left is an excerpt from the Xerox copy of the "Autopsy Descriptive Sheet" printed by the Commission in CS 397. On the right is the identical section of the "Descriptive Sheet" excerpted from the original, which the Commission never had. Missing from the Commission's copy is the handwritten verification of Admiral Burkley, the President's physician. For the full original "Descriptive Sheet" see p. 310.

AUTOPSY

NMS # A 687272 DATE 4-22-63 HR. STARTED _____ HR. COMPLETED _____

NAME: _____ RANK/RATE _____

DATE/HOUR EXPIRED: _____ WARD _____ DIAGNOSIS _____

PHYSICAL DESCRIPTION: RACE: _____ Obtain following on babies only:

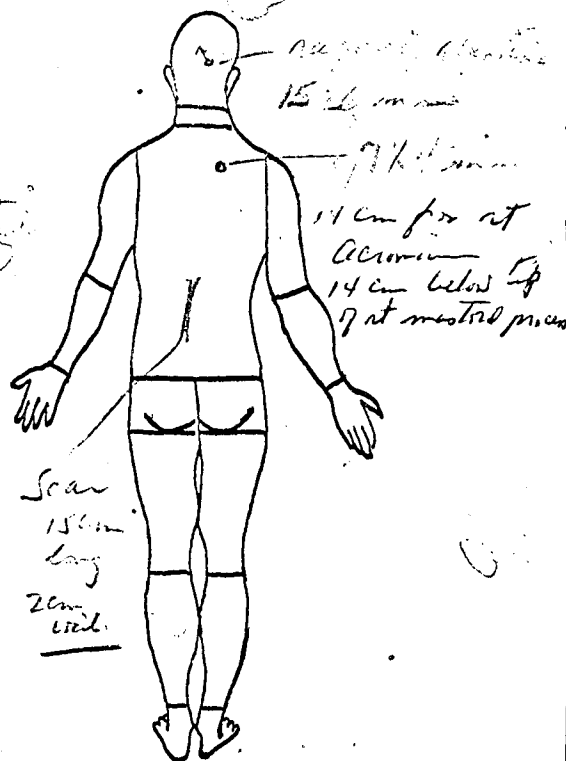
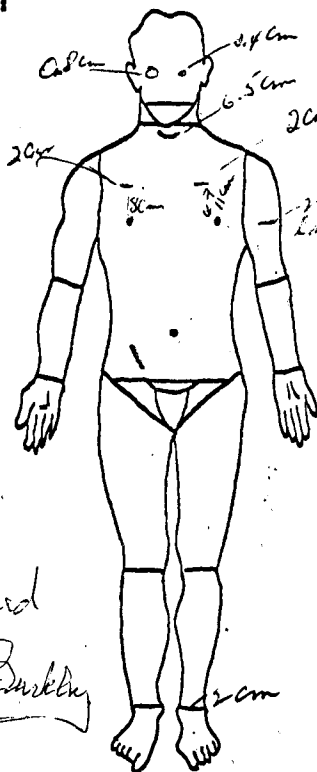
Color
 Height _____ in. Weight _____ lb. Hair _____
 Color eyes _____ Pupils Rt _____ mm, Lb. _____ mm
 Crown-rump _____ in.
 Crown-heel _____ in.
 Circumference: Head _____ in. Chest _____ in.
 Abd. _____ in.

WEIGHTS: (Grams, unless otherwise specified)

LUNG, RT. ~~300~~ 320 KIDNEY, RT. 1305 ADRENALS, RT. _____
 LUNG, LT. ~~280~~ 290 KIDNEY, LT. 140 ADRENALS, LT. _____
 BRAIN _____ LIVER 650 PANCREAS _____
 SPLEEN 90 HEART 750 THYROID _____
 THYMUS _____ TESTIS _____ OVARY _____

HEART MEASUREMENTS: A 7.5 cm. P 7 cm. T 12 cm. M 10 cm.
 LVM 1.5 cm. RVW .4 cm.

NOTES:



Verified
 G. B. Barkley

him explains why he was given an also-illegal "exclusive" on it?

With some difficulty, I did obtain from Tom Kelley a partial explanation of what happened to the film. Because it is an inadequate and incomplete explanation, I feel it is necessary to say what I can for him: that, under the law, if there are no existing records, there is no requirement for the government to report what is in employees' minds and not on paper. Therefore, what he did tell me, if inadequate, remains more than what it was legally incumbent upon him to tell me. Kelley is a lawyer. If he did not know the law, the Secret Service has its own general counsel and the extensive legal staff of the Treasury, of which it is part, to draw upon. Therefore, although the following report is unsatisfactory, it does represent a step toward public disclosure of suppressed evidence, a plus that in my experience is almost entirely limited to the Secret Service. It took four years of trying to get this much, Kelley's May 19, 1970, response to my last previous inquiry of six days earlier:


To our knowledge the X-rays for which Mr. Kellerman signed a receipt were all of the X-rays which were taken during the autopsy. All of the X-rays for which Mr. Kellerman signed a receipt were in the possession of the U. S. Secret Service from the time of their receipt to the execution of the Memorandum of Transfer. The Secret Service has no knowledge of any X-rays taken which were not included in those for which Mr. Kellerman signed the receipt.

The Secret Service has no record of the development and processing of each of the films which were turned over to us, but relying on the recollection of our employees who handled the film, the following information may be of use to you.

From the night of November 22, 1963, until April 1965, the photographic films were in the custody of the U. S. Secret Service. Mr. Kellerman delivered the films to Robert I. Bouck, U. S. Secret Service at the Executive Offices Building, Washington, D. C. On or about November 27, 1963, Bouck gave the photographic film to Secret Service employee, James K. Fox, who took the film to the U. S. Navy Photographic Laboratory. The black and white film was processed, black and white negatives were developed, and colored positives were made from the colored film. The processing and development was done by Lieut. V. Madonia, U. S. Navy, at the laboratory. Fox remained with the film at the laboratory and all the photographic film was returned to Mr. Bouck the same day. The processed film was placed in a combination lock-safe file; the combination was known only to two persons. A few days later, black and white prints were made by Mr. Fox in the Secret Service photographic laboratory. On or about December 9, 1963, Mr. Fox took the colored positives back to the U. S. Navy Photographic Laboratory and observed while enlarged color prints were made. All the color positives and prints were returned by Fox at 6 p. m., the same evening and returned to the locked safe.

All of the photographic material received by Mr. Kellerman on the night of November 22, 1963, all the processed and developed material, and all the prints made from the film were included in the Memorandum of Transfer mentioned in your letter.

Very truly yours,


Thomas J. Kelley
Assistant Director

This is the reverse side of the Certificate of Death wherein Admiral Burkley, present at the autopsy, reports with assurance and precision that the President had received a wound "in the posterior back at about the level of the third thoracic vertebra." It is significant that Burkley provided this description on November 22, for it was not until the following day, the 24th, that he saw and "verified" Dr. Boswell's statement locating of the wound on a body chart, reproduced at p. 310. For a depiction of the exact location of the third thoracic vertebra, see the skeletal diagram at p. 312.

COPY

 SIGNATURE

 CHIEF OF INVESTIGATION

 SIGNATURE

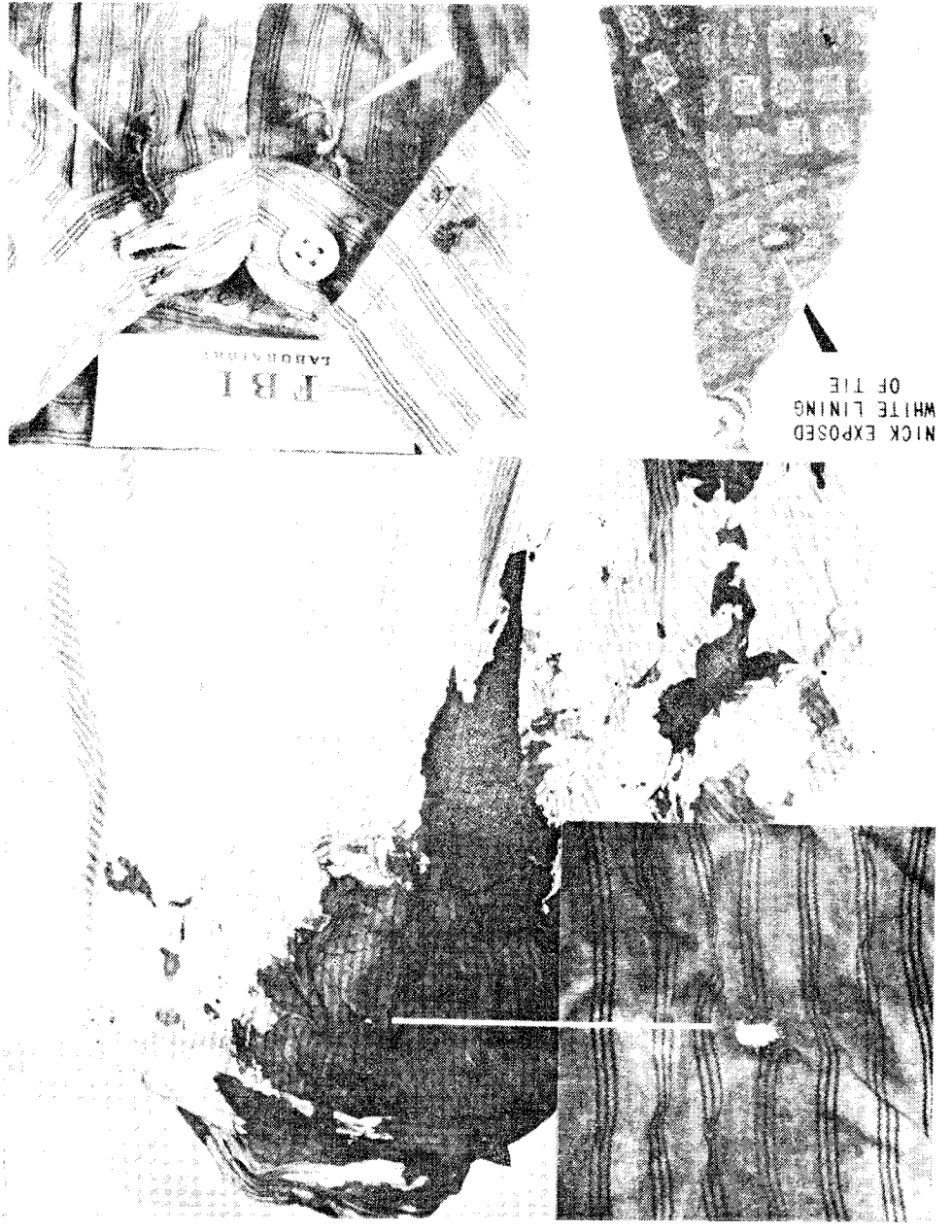
November 23, 1963

To the White House, Washington, D.C.

President John Fitzgerald Kennedy, while riding in the motorcade in Dallas, Texas, on November 22, 1963, and at approximately 12:30 p.m., was struck in the back by an assassin's bullet and a second wound occurred in the posterior back at about the level of the third thoracic vertebra. The wound was situated in the posterior back at about the level of the third thoracic vertebra, and evidence of three particles of the skull in the impact, with resulting penetration of the right hemisphere of the brain. The President was rushed to Parkland Memorial Hospital, and was treated with emergency measures. I arrived at the hospital approximately two and one-half hours after the time of arrival at the hospital by several members of the Secret Service. Emergency measures were employed immediately including intravenous fluids and blood. The President was pronounced dead at 1:00 p.m. by Dr. Clark and was verified by me.


John Fitzgerald Kennedy

This is FBI Exhibit 60, which the Commission did not dare print because it contains evidence destructive of its conclusions and its and the FBI's integrity. It is described in Chapter 30, beginning on p.328. The enlargement of the bullet hole in the back of the shirt was printed by the FBI upside down. The actual hole coincides exactly with the real location of this wound, which was lied about. The FBI even twisted the tie to make it appear that there was a hole in the center. Actually, this small nick was made with a scalpel and was on the very edge of the knot. It was enlarged with removal of a sample for scientific testing. The tests were suppressed because they proved no bullet hit the tie or shirt front. This combination of suppressed pictures alone proves that the President was not hit in the back of the neck but in the back and that the bullet hole in the front of his neck was above the shirt. Either is total disproof of the entire "solution."



NICK EXPOSED
WHITE LINING
OF TIE

WRAN
ON
RTEN



This is an actual FBI print, not from the Warren Commission's files, obtained as described in Chapter 30, especially beginning on p.328. It has this caption typed on the back: "Photograph depicting portion of Exhibit 60." It is less clear as part of FBI Exhibit 60 (p.597) but in even that form shows much more than any picture the Commission dared print. In itself this picture, presented here for the first time anywhere, destroys the entire Warren Report and means the falsity could not have been accidental. It shows not bullet holes but slits. It also shows that when the shirt is buttoned they do not coincide and on this added basis could not have been made by a bullet. Note that the slit on the button side is entirely below the neckband while that on the buttonhole side extends well up onto it. The FBI and the Commission both knew their representations were false. The Commission blundered into the truth separately when Dulles asked Dr. Carrico where the President's front neck wound was and Carrico told him it was above the shirt. Carrico confirmed this to me when he also confirmed the obvious, that this damage to the shirt was done when the necktie was cut off by nurses under his supervision during emergency treatment.

It was so brief and superficial that, as printed, the whole thing requires less than three pages (5H178-81). When the formalities are eliminated and if one considers everything else relevant, the relevant is about two pages. Including formalities, it took exactly ten minutes, no more. It was all over at 4:30.

Mrs. Kennedy was looking directly at her husband when his head exploded. The Commission suppressed the relevant frames of the Zapruder film (as I exposed in WHITEWASH II). It pretended to make a typographical error, saying that Life had supplied a series ending with Frame 334. But simple arithmetic with a J. Edgar Hoover letter told me that Life had been asked for and had supplied nine additional frames, through Frame 343. The Commission suppressed them from its printed record. It was not because of the indescribable horror felt and shown by the widow as she saw the terrible thing from inches away, not because of official sensitivity about her feelings, that these frames were not published. It is because they, too, contradict the official account of the fatal shot and raise doubts about the nonfatal injuries.

Her husband's head did explode in her very face.

At the point where, from the printed transcript, it appears she was about to describe this, the Commission, with seeming honesty, inserted "Reference to wounds deleted".

This is a deliberate and multiple lie. Mrs. Kennedy made no specific reference to any wounds. Not here and not elsewhere. Rankin saw to that, it being his obligation to take testimony from her, not schmalz, to ask her about the wounds, not avoid it.

So, he did avoid it. The question to which she responded was not about wounds. It is, "Do you remember Mr. Clint Hill her Secret Service Agent coming to try and help on the car?"

And this one acknowledged is not by any means the only change in her testimony. As a matter of historical record, I here reproduce the entire page.

~~CONFIDENTIAL~~

6815

Mrs. Kennedy. I don't remember anything. I was just down like that.

And finally I remember a voice behind me, or something, and then I remembered the people in the front seat finally, or somebody knew something was wrong, and a voice yelling, which must have been Mr. Hill, "Get to the hospital," or maybe it was Mr. Kellerman, in the front seat. But someone yelling. But just down holding him. I was trying to hold his hair on. But from the front there was nothing. I suppose there must have been. But from the back you could see, you know, you were trying to hold his hair on, and his skull on.

Mr. Rankin. Do you have any recollection of whether there were one or more shots?

The National Archives merely has custody of the records of the Commission and can make available only those records that have been cleared for research use. I should like to emphasize that it is our policy, and has consistently been our policy to provide access to researchers on a basis of complete equality.

The manuscript transcripts of testimony of witnesses among the records of the Commission are withheld from research because they contain matter deleted in the published Hearings for the reason that the Commission considered publication to be in poor taste or the information to be irrelevant to any facet of the Commission's investigation (Hearings, Vol. I, p. v.).

* * *

This can be compared with the printed page. As there are changes not indicated in the published transcript, so also do they serve specific purposes, not merely to delete the non-existent "reference to wounds". They are not whimsical. This trickery with the sworn testimony is to protect the predetermined official mythological "explanation" of that assassination from its destruction by the widow. Because she was the widow, was the closest eyewitness, that destruction, at the time the Report was released, might well have been total and permanent. My efforts to gain access to even an edited and censored "reference to wounds" by Mrs. Kennedy go back six years from the time, a month after its declassification, Rhoads sent me the withheld page. My first letter asking for it was written June 26, 1966. Although I was not then aware that lying is the way of official scholarship, the response had a generous supply of what now, clearly, are lies. To use more polite language is to deceive the reader and history. Two excerpts should suffice:

DECLASSIFIED
By Archivist of the United States
Date 4/11/72
CONFIDENTIAL

Mrs. Kennedy. Well, there must have been two because the one that made me turn around was Governor Connally yelling. And it used to confuse me because first I remembered there were three and I used to think my husband didn't make any sound when he was shot. And Governor Connally screamed like a stuck pig. And then I read the other day that it was the same shot that hit them both. But I used to think if I only had been looking to the right I would have seen the first shot hit him, then I could have pulled him down, and then the second shot would have gotten Governor Connally. But I heard Governor Connally yelling and that made me turn around, and as I turned to the right my husband was doing that. He was receiving a bullet.

From the official archive of a president's murder, this is the clearest copy available of the autopsy authorization. Line 2 should read: "You are hereby authorized to perform a complete post-mortem examination on the remains of..." This authorization destroys many of the official "facts." Clearly, if the authorization is to be part of "permanent file" and "authority is also granted for the preservation" of all tissue removed for study, then the photographs and x-rays taken during the autopsy, Government property, are also to be part of the permanent file and not subject to claims of ownership by the family of the deceased. Also, if the authorization includes "a complete" autopsy, there can be no excuse for the failure to dissect the putative bullet path through the neck. Dr. Hinck's apology for this fundamental failure is thus rendered invalid. See pp. 235-6.

AUTHORIZATION FOR POST-MORTEM EXAMINATION

PATIENT'S IDENTIFICATION (For typed or written entries give: Name - Last, First, Middle; Grade; date; Hospital or Medical Facility)

REGISTRATION NO. _____ WARD NO. _____

Date 22 November 1963

This Commanding Officer

Signature R.O. CANADA CAPT MC USN


The performance of the autopsy specified above is approved.

Authority to consent Wife

Address Washington, D.C.

Address White House

Signature of witness (Mrs) John F. Kennedy

Signature 

Authority is also granted for the preservation and study of any and all tissues which may be removed. This authority shall be limited only by the conditions expressly stated below:

John F. Kennedy (Name of deceased)

U.S. Naval Hospital, Bethesda, Maryland

2 You are hereby authorized to perform a complete post-mortem examination on the remains of _____

DATE 22 November 1963

In the event authorization for post-mortem examination is obtained by letter, telegram, or mechanically recorded telephone call, paragraphs 1 and 2 shall be completed by hospital and forwarded to the nearest telegraph or memorandum containing telephone call of authorization attached to this form for permanent file.

AUTHORIZATION FOR POST-MORTEM EXAMINATION

1. One broken casket handle
 2. Envelopes numbered 1 to 18 containing black and white negatives of photographs taken at time of autopsy
 3. 7 envelopes containing 4 x 5 negatives of autopsy material
 4. 5 envelopes containing 4 x 5 exposed film containing no image
 5. 1 roll of exposed film from a color camera entirely black with no image apparent
 6. Envelope containing 8 X-ray negatives 14" x 17"; 6 X-ray negative 10" x 12"; 12 black and white prints 11" x 14"; 17 black and white prints 14" x 17"; all negatives and prints pertaining to X-rays that were taken at the autopsy
 7. 36 8" x 10" black and white prints - autopsy photos
37 3 1/2" x 4 1/2" black and white prints - autopsy photos
27 color positive transparencies 4" x 5"
1 unexposed piece of color film
 8. 27 4" x 5" color negatives of autopsy photographs
55 8" x 10" color prints of autopsy photographs
 9. 1 plastic box 9" x 6 1/2" x 1" containing paraffin blocks of tissue sections
1 plastic box containing paraffin blocks of tissue sections plus 35 slides
A third box containing 84 slides
1 stainless steel container 7" in diameter x 2" containing gross material
3 wooden boxes, each 7" x 3 1/2" x 1 1/4", containing 58 slides-- blood smears taken at various times during life
Complete autopsy protocol of President Kennedy (orig. & 7 cc's) -
Original signed by Dr. Humes, pathologist
Letter of transmittal of autopsy report (orig. & 1 cc)
- Office Memorandum from James K. Fox to SAIC Beuck Nov. 20, 1963, concerning the processing of film in the presence of Lt. (jg) V. Madonia, USN (orig. & 2 cc)
- Orig. memo from Lt. Madonia to J. K. Fox, U. S. Secret Service, White House, Special Officer, dated Nov. 20, 1963, concerning receipt of certain films and prints and the processing thereof (Orig. & 1 cc)

E.L.

[Handwritten initials]
R213
C211

This is the long-suppressed Memorandum of Transfer. See pp. 166, 288, 405.

Document April 26, 1965 in Room
 407, National Archives, Washington,
 DC. From Dr. Barkley and Baker
 Brooks.
 Evelyn Mason

[Handwritten signature]
 J. H. Stover

Witness:

George H. Barkley
 Vice Admiral, MC, USN
 Physician to the President

Certificate of destruction of preliminary draft notes on protocol
 of autopsy (1 cc signed by Dr. J. J. Hayes)
 Eric. 1 cc and one xerox reproduction of memo from Comdr. John H.
 Pevsoler, M.C., U.S.N., Acting Chief of Autopsy, to Roy H.
 Hollerman, ASAC, U. S. Secret Service, regarding X-ray films
 dated 11-22-63.
 The xerox reproduction of memo from Francis X. O'Neill Jr., Agent
 FBI, and James M. Sibert to Capt. J. H. Stover, Commanding Officer,
 USM Medical School, regarding receipt of missile, dated 11-22-63.
 1cc of letter dated Dec. 5, 1963 from SAIC Pouch to Capt. J. H. Stover,
 Dr., MC, USN, concerning graphic film holders.
 2 page memo from Captain Stover, MC, USN, Nov. 22, 1963 to Roy H.
 Hollerman concerning receipt of photographic material.