

FEDERAL BUREAU OF INVESTIGATION  
UNITED STATES DEPARTMENT OF JUSTICE

Recorded  
8-7-64 cmj

Laboratory Work Sheet

LAB FILE

Re: LIE HARVEY OSWALD, aka  
IS - R - CUBA

File # 105-82555-466 X  
Lab. # D-455927 HO

PC-81827 BX CF

Examination requested by: President's Commission (7-7-64)

Examination requested: <sup>(Microscopic)</sup> Photographic-Microscopic  
(Firearms)

Date received: 8-6-64

Result of Examination:

Examination by: Shaneyfelt


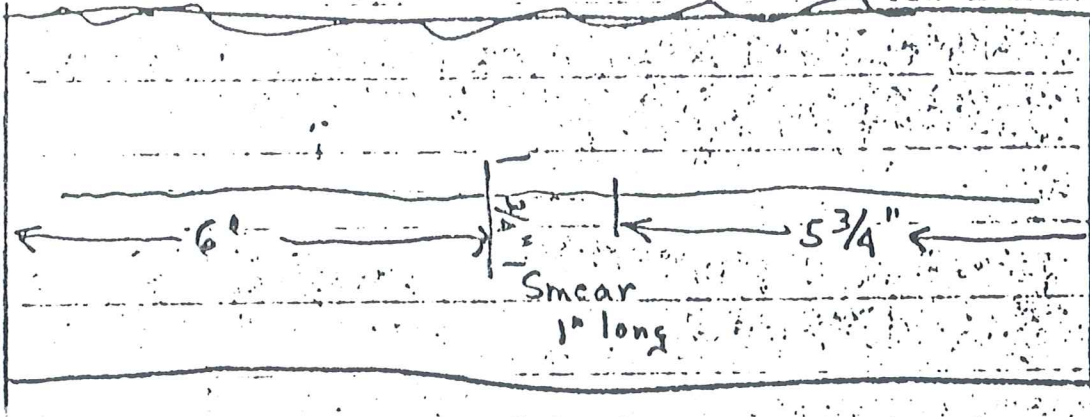
*Shaneyfelt*

Specimens submitted for examination

609 Request for location and examination of mark on curbing at assassination site Piece of curbing.

Small foreign metal smears (see attached for location) were microscopically examined & found to be essentially lead with a trace of antimony - could be killed metal. No copper observed.

2-FBI, Dallas (100-10461)





Recorded  
8-7-64 cmj.

FEDERAL BUREAU OF INVESTIGATION  
UNITED STATES DEPARTMENT OF JUSTICE

Laboratory Work Sheet

LAB FILE

Re: LEE HARVEY OSWALD, aka  
IS - R - CUBA

File # 105-82555-416 X  
Lab. # D-455927 HO

PC-81827 BX CF

Examination requested by: President's Commission (7-7-64)

Examination requested: <sup>(Spectroscopic)</sup> Photographic-Microscopic  
(Firearm) Date received: 8-6-64

Result of Examination:

Examination by: Shaneyfelt


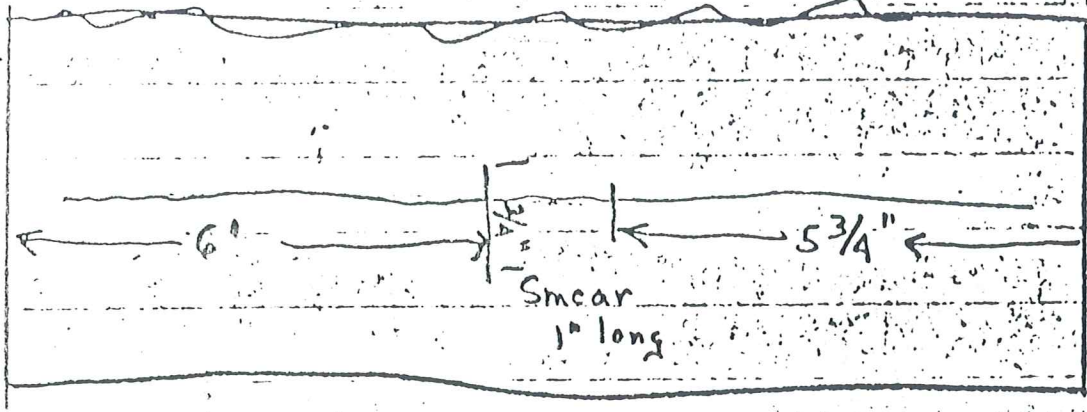
*Shaneyfelt*

Specimens submitted for examination

609 Request for location and examination of mark on curbing at assassination site. Piece of curbing.

Small foreign metal smears (see attached for location) were run spectrophotically (qual-lich.) & found to be essentially lead with a trace of antimony - could be melted metal. No copper observed.

2-FBI, Dallas (100-10461)





Recorded  
U-7-64 emj.

FEDERAL BUREAU OF INVESTIGATION  
UNITED STATES DEPARTMENT OF JUSTICE

*M.C.*

Laboratory Work Sheet

LAB FILE

Re: LEE HARVEY OSWALD, aka  
IS - R - CUBA

File # 105-82555-4-16 X  
Lab. # D-455927 HO

PC-81827 BX CF

Examination requested by: President's Commission (7-7-64)

Examination requested: <sup>(Electron Microscopy)</sup> Photographic-Microscopic  
(Firearms) Date received: 8-6-64

Result of Examination: Examination by: Shaneyfelt  
*Shaneyfelt*

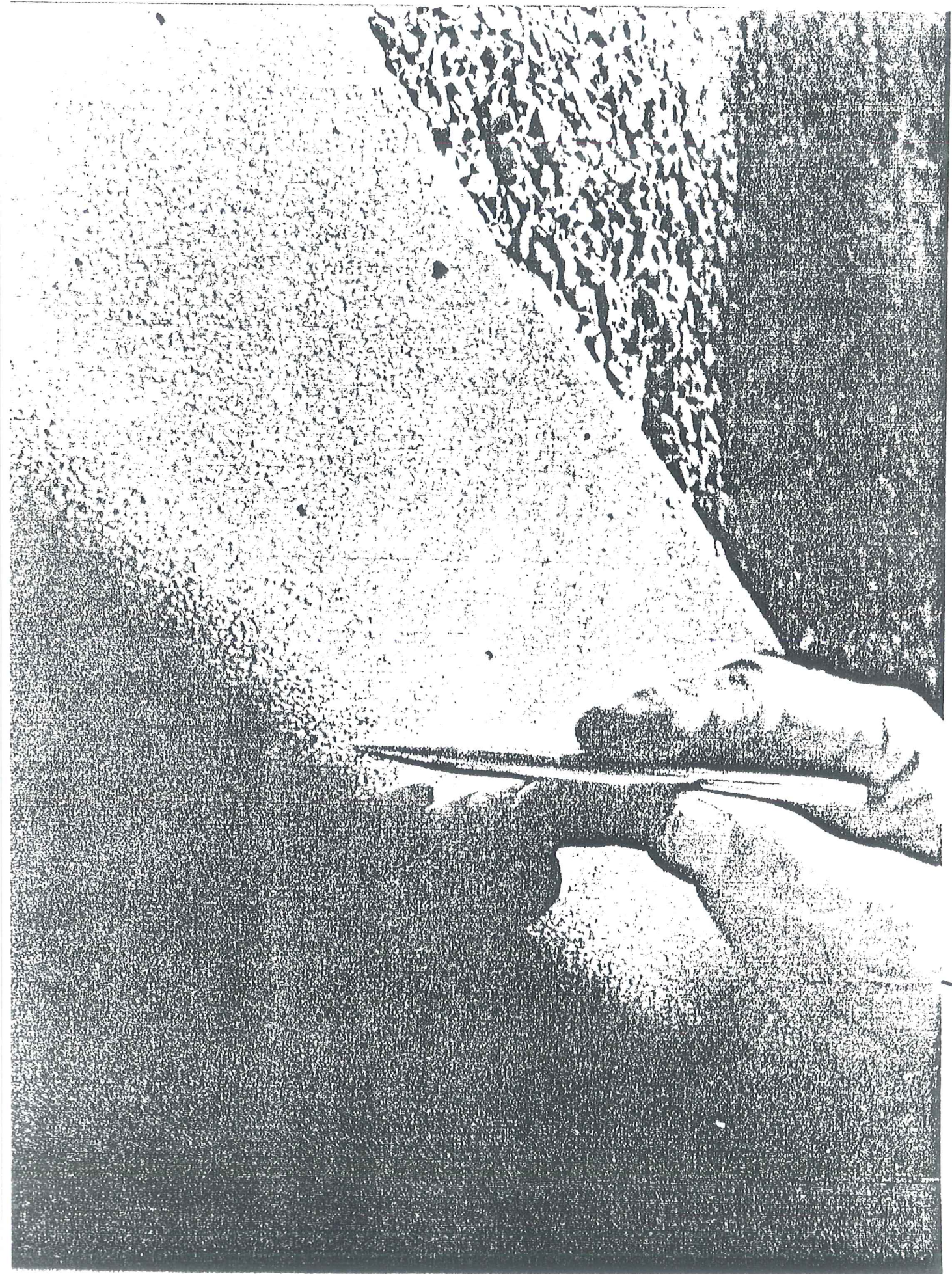
Specimens submitted for examination

609 ~~be most for location and examination of mark on curbing at assassination~~  
site Piece of curbing.

Small foreign metal smears (see attached for location) were inspected <sup>microscopically</sup> (spectroscopically) & found to be essentially lead with a trace of antimony - could be melted metal. No copper observed.

2-FBI, Dallas (100-10461)

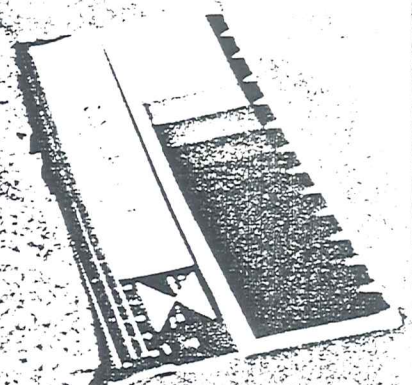




FD



IDENTIFICATION NO. 14



100  
5

