

File No. 100-10461-1A(187)

Date Received 2-28-64

From DR. EARL FORREST ROSE M.D.
(NAME OF CONTRIBUTOR)

PARKLAND MEM. HOSPITAL
(ADDRESS OF CONTRIBUTOR)

DALLAS TEXAS
(CITY AND STATE)

By ARTHUR E. CARTER
(NAME OF SPECIAL AGENT)

To Be Returned Yes
No

Descriptions

- 6 - X-ray pages =
- 1 - Permit FOR AUTOPSY
- 1 - GUNSHOT WOUND (HART)
- 1 - Body DIAGRAM - HEAD
- 1 - ✓ ✓ SURGICAL WOUNDS
- 1 - ✓ ✓ GUNSHOT WOUNDS
- 1 - ✓ ✓ ENTRANCE GUNSHOT WOUND

DALLAS COUNTY, TEXAS

MB3-356

AUTHORIZED PERMIT FOR AUTOPSY

To: Pathology Department
Parkland Memorial Hospital
5201 Harry Hines Boulevard
Dallas 35, Texas

I, PIERCE McBRIDE, Justice of the Peace, Precinct No. _____, Dallas County, Texas do upon my own determination deem that this autopsy is necessary and hereby authorize you to perform an autopsy upon the following named deceased person:

LEE HARVEY OSWALD IRVING TEXAS
Name of deceased Address

Age 24 Sex MALE Race WHITE
PARKLAND HOSPITAL November (1963)
Oct. 24, 1963 at 1:07 PM
Place of death Date and time of death

Requested by or informant: J. R. Lovelle of Homicide
Pronounced by Dr. Tom Shiner

PERTINENT FACTS REGARDING DEATH

Shot with one bullet from .38 caliber Revolver in front
of City Hall. Bullet entered in front of left side, going through
body & lodging just under skin on right side.
Assailant in custody.

Please forward a copy of your autopsy findings to: (Name to be checked)

- PIERCE McBRIDE Justice of Peace, Precinct No. 1, Place 2
- Dr. J. M. Pickard, County Health Officer
- Henry Wade, District Attorney
- J. E. (Bill) Decker, Sheriff
- Capt. J. W. (Will) Fritz, Dallas Police Department
- Chief, C. N. Penn, Dallas Fire Department
- _____
- _____

Please release the body to: Undertaker of choice of family
Pierce McBride
Date Nov 24, 1963 Justice of Peace, Precinct No. 1, Place 2
Time 1:55 PM Dallas County, Texas

SHOT WOUND CHART

Name Oswald, Lee Harvey

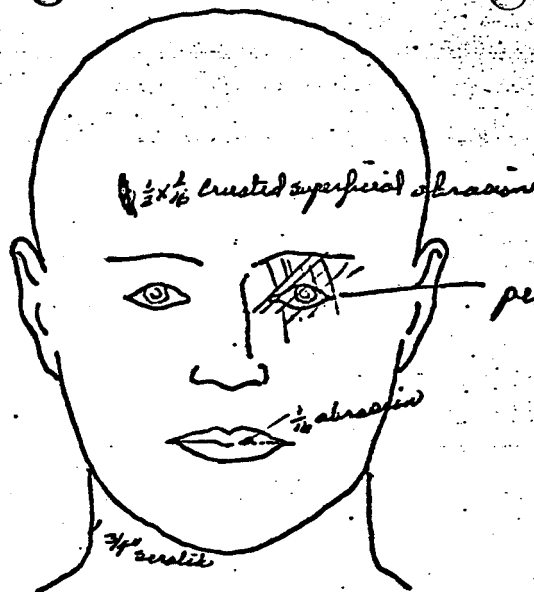
County Mk-356-63

		WOUND NO.											
		1		2		3		4		5		6	
		Ent.	Ex.	Ent.	Ex.	Ent.	Ex.	Ent.	Ex.	Ent.	Ex.	Ent.	Ex.
1. Location of wound:	Head												
	Neck												
	Chest	✓											
	Abdomen												
	Back												
	Right Arm <												
	Left Arm <												
	Right Leg <												
	Left Leg <												
	2. Size of wound:	Diam.											
Width		1 1/4	1 1/2	wound wound									
Length		5/16	2										
3. Inches from wound to:	Top of head	23"	22"	↑ 2 1/2" in surgical wound and bullet 9 3/4" anterior-median, 8 1/2" posterior-median - Right side									
	Right of midline												
	Left of midline	3 3/4"											
4. Powder burns:	On skin			Chemical testing to be carried out.									
	Clothing												
	Absent												
5. Direction of bullet through body:	Backward	✓		Spec. sent deliv.									
	Forward												
	Downward												
	Upward												
	To right	✓											
	To left												
6. Bullet found:	Calibre												
	Shotgun												

Photographs made: Yes No X-rays made: Yes No

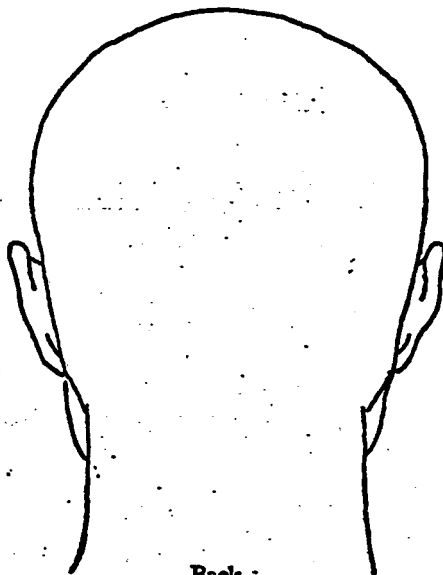
MARKS: measurements in inches
Dr. I. H. [Signature]

BODY DIAGRAM—HEAD



peri-orbital hematomas
1 3/4 x 1 1/4

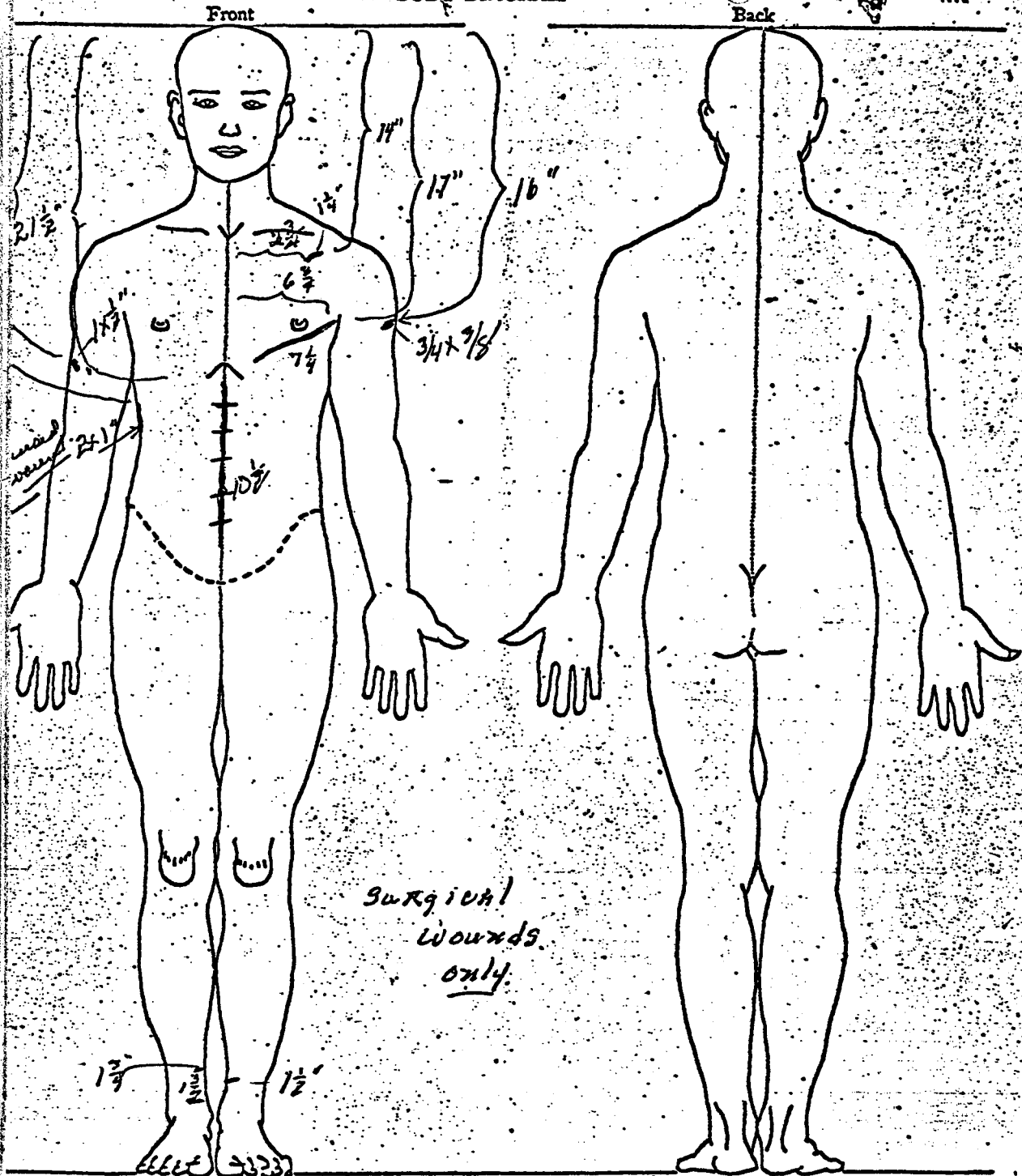
Front



Back

Decedent's Name Ronald Lee Harvey NL 35663
Examined [Signature]
By E. F. Moore, M.D. Date Nov 24-63

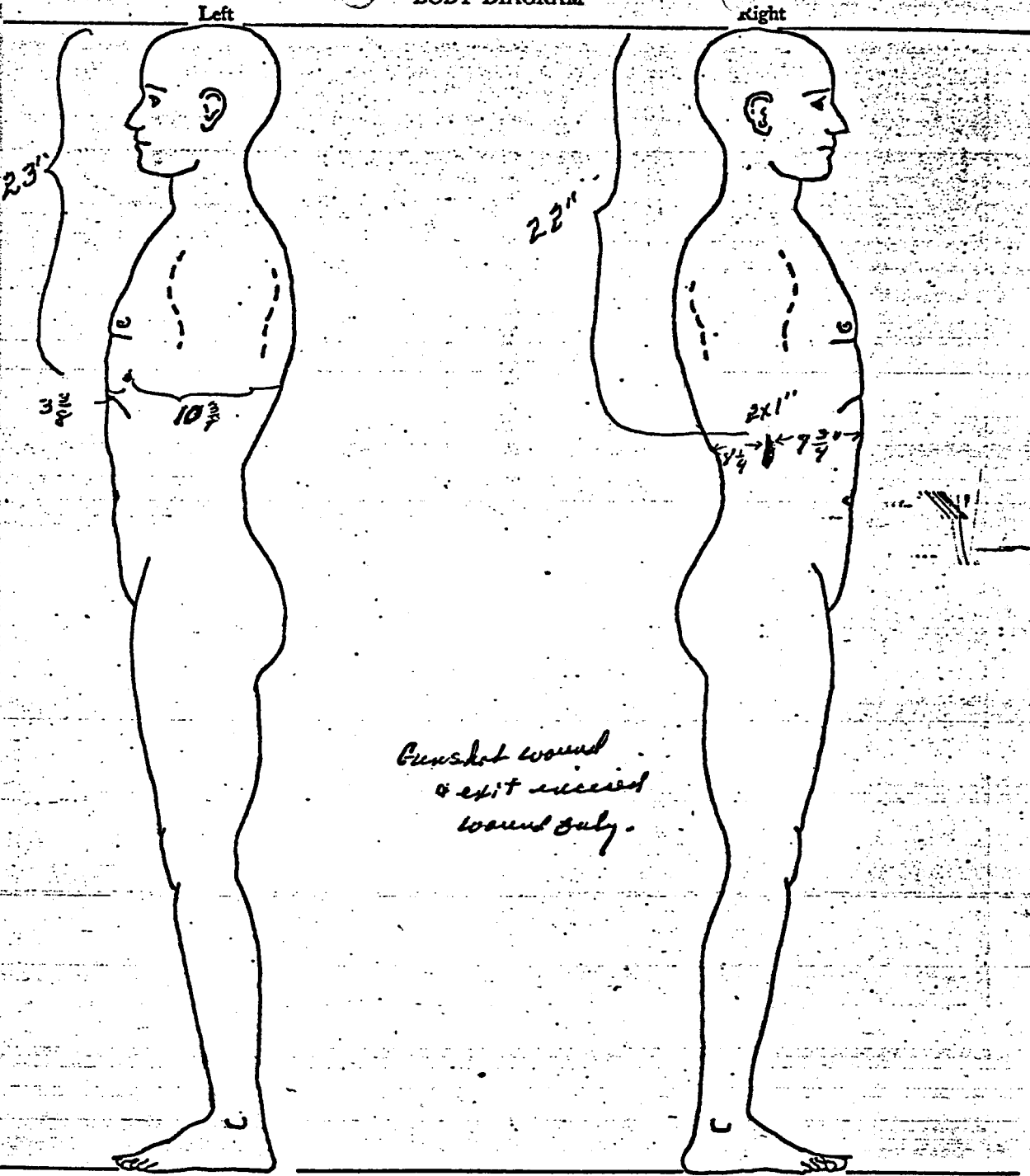
BODY DIAGRAM



Decedent's Height 5' 9" inches

Name Ronald Lee Henry # 356-63
Examined By E. J. Mason Date 11-24-67

BODY DIAGRAM



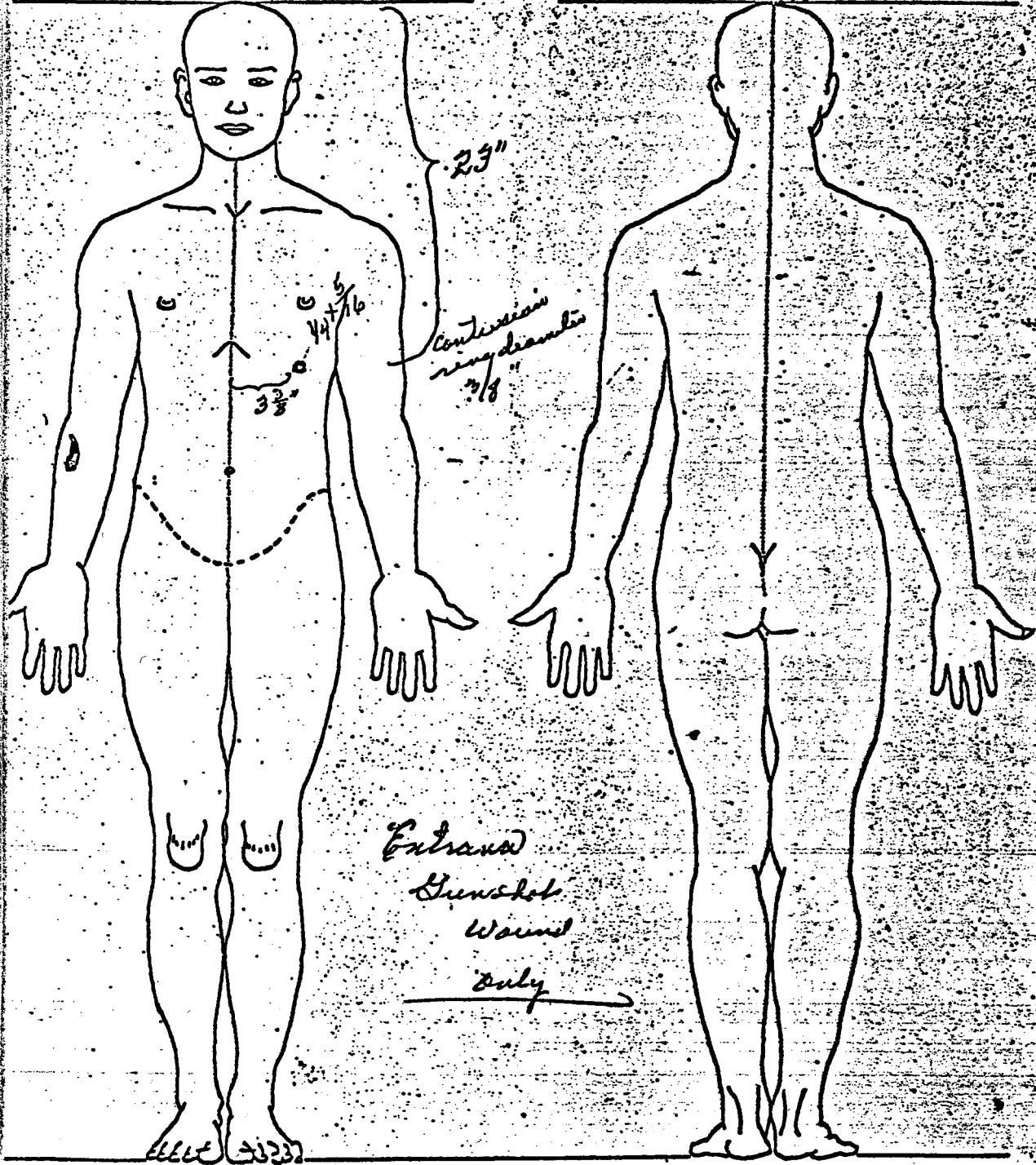
Decedent's Height 5' 9 inches

Name Ronald Lee Harvey M 35663
Examined [Signature]
By E. F. [Signature] Date 11-24-63

BODY DIAGRAM

Front

Back



External
Gunshot
Wound
Only

Decedent's
Height 5' 9 inches

Name Ronald Lee Harvey M 35663
Examined By E. F. Moore, M.D. Date 11-24-63