

105-82555-3460

THIS FILE OR ENCLOSURE IS
MAINTAINED PERMANENTLY IN
ROOM 8988
PLEASE RETURN IN
MESSENGER ENVELOPE

OK
WS
8-10-78

AUTHORIZATION FOR MAINTENANCE IN ROOM 8988 SEE:
4-257 (Rev. 2-5-70) 44-24016-2169 FBI/DOJ

SAC, Dallas (100-10461)

4/28/64

Director, FBI (105-82555)

B. J. [Signature]

LEE HARVEY OSWALD
IS - R - CUBA

On 3/30/64, three photographs each of Commission Exhibits numbered 344 through 360, 365 through 367, 385, 386, 388 through 390 and 393 through 398 were delivered to the President's Commission. On 4/7/64, three photographs each of Commission Exhibits numbered 399 and 400 were delivered to the Commission.

There is enclosed for the completion of your file, one set of the above photographs consisting of 57 photographs.

Enclosure

B

- 1-Mr. Belmont
- 1-Mr. Rosen
- 1-Mr. Sullivan
- 1-Mr. Malley
- 1-Mr. Rogge
- 1-Mr. Lenihan (sent direct with one set of photographs)

NOTE: Due to bulky nature of photographs one set is being held in the Physics and Chemistry Section of Laboratory with copy of this letter to be held until letter is received for mailing. Mr. Lenihan's set of photographs has been sent direct with his copy of this letter. One set is being maintained in the Laboratory File (Room 7410) and the Bureau's file copy is being held in Room 7410 until after letter approved.

RAF:feh
(13)

105-82555-3460

REC-41

EX-112

11 APR 30 1964

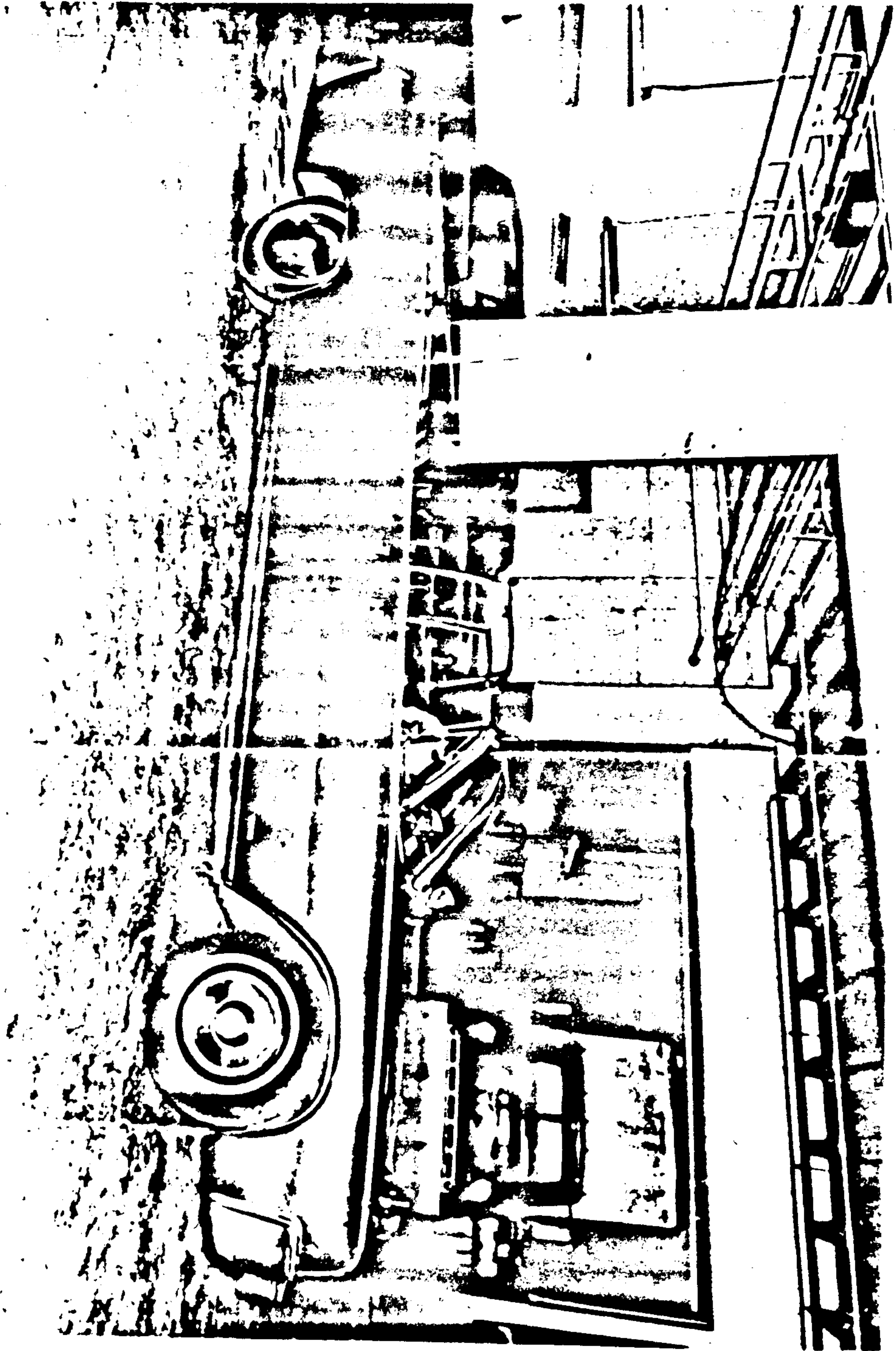
[Handwritten signatures and initials]

Mr. Tolson _____
 Mr. DeLoach _____
 Mr. Mohr _____
 Mr. Bishop _____
 Mr. Casper _____
 Mr. Callahan _____
 Mr. Conrad _____
 Mr. Felt _____
 Mr. Gale _____
 Mr. Rosen _____
 Mr. Sullivan _____
 Mr. Tavel _____
 Mr. Trotter _____
 Mr. Tele. Room _____
 Mr. Holmes _____
 Miss Gandy _____

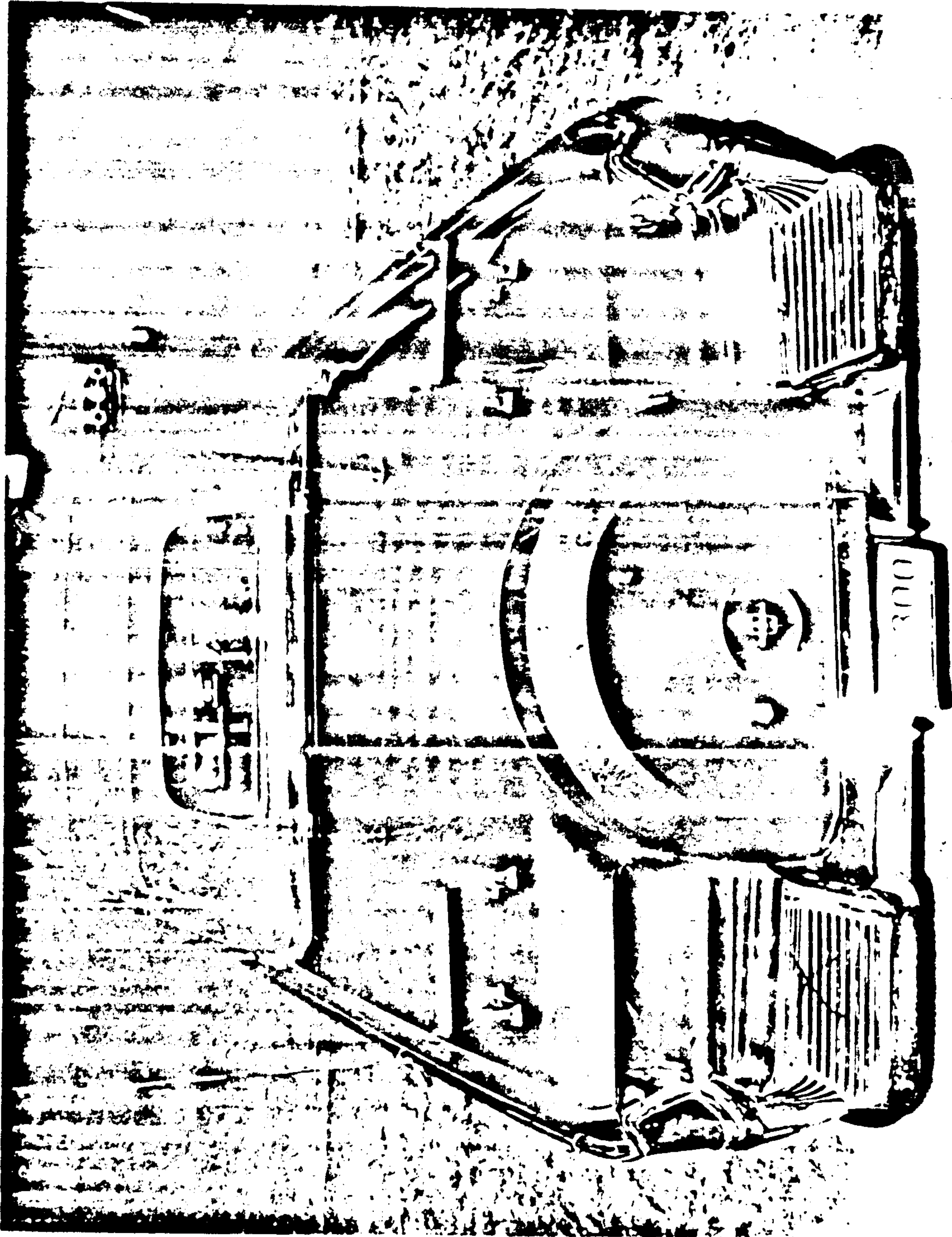
ENCLOSURE

ENCL. BEHIND FILE

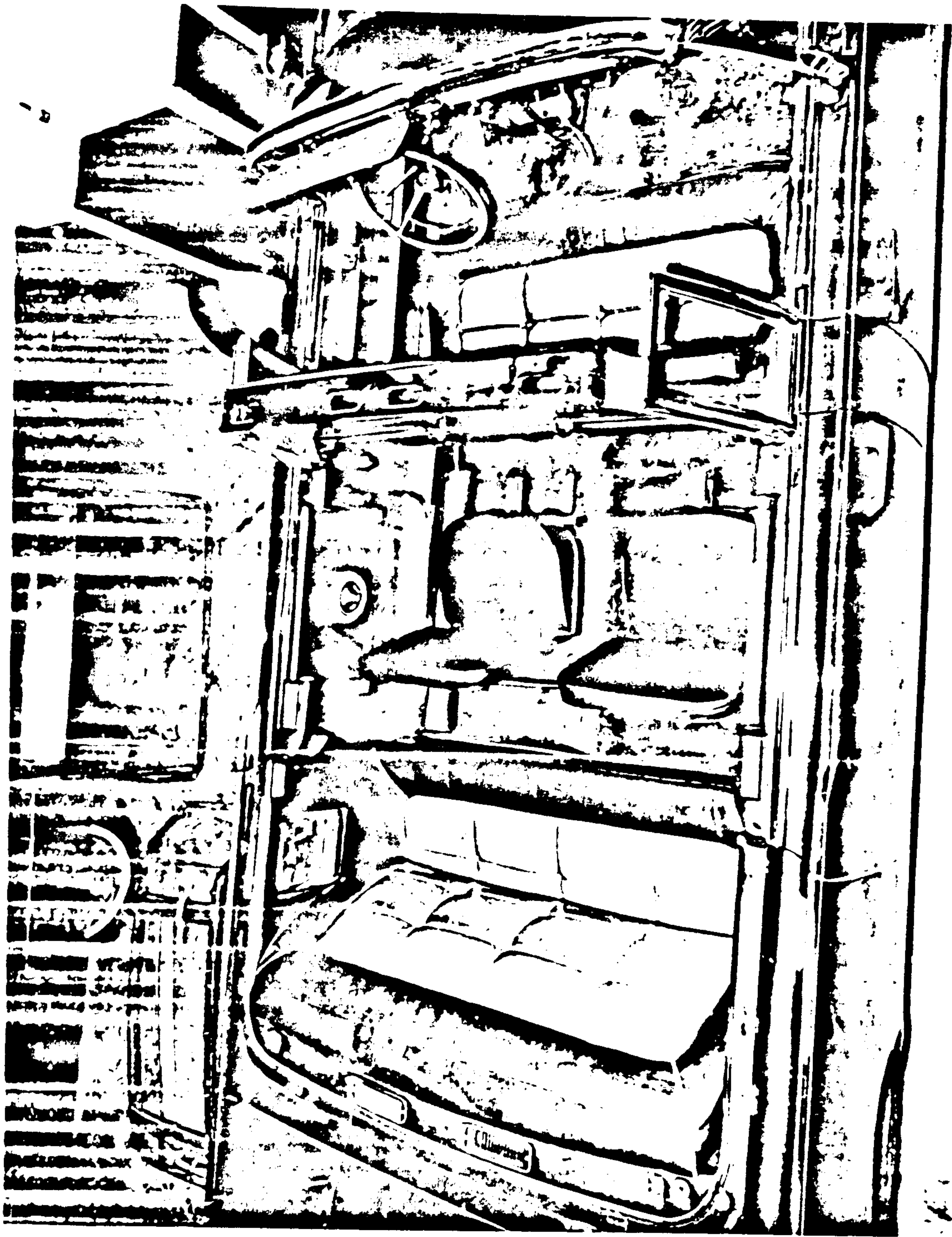
79 MAY 4 1964 MAIL ROOM TELETYPE UNIT




— Commercial Photograph No. 344 —





Commission Exhibit No. 345



Commission Exhibit No. 346



Commission Exhibit No. 348

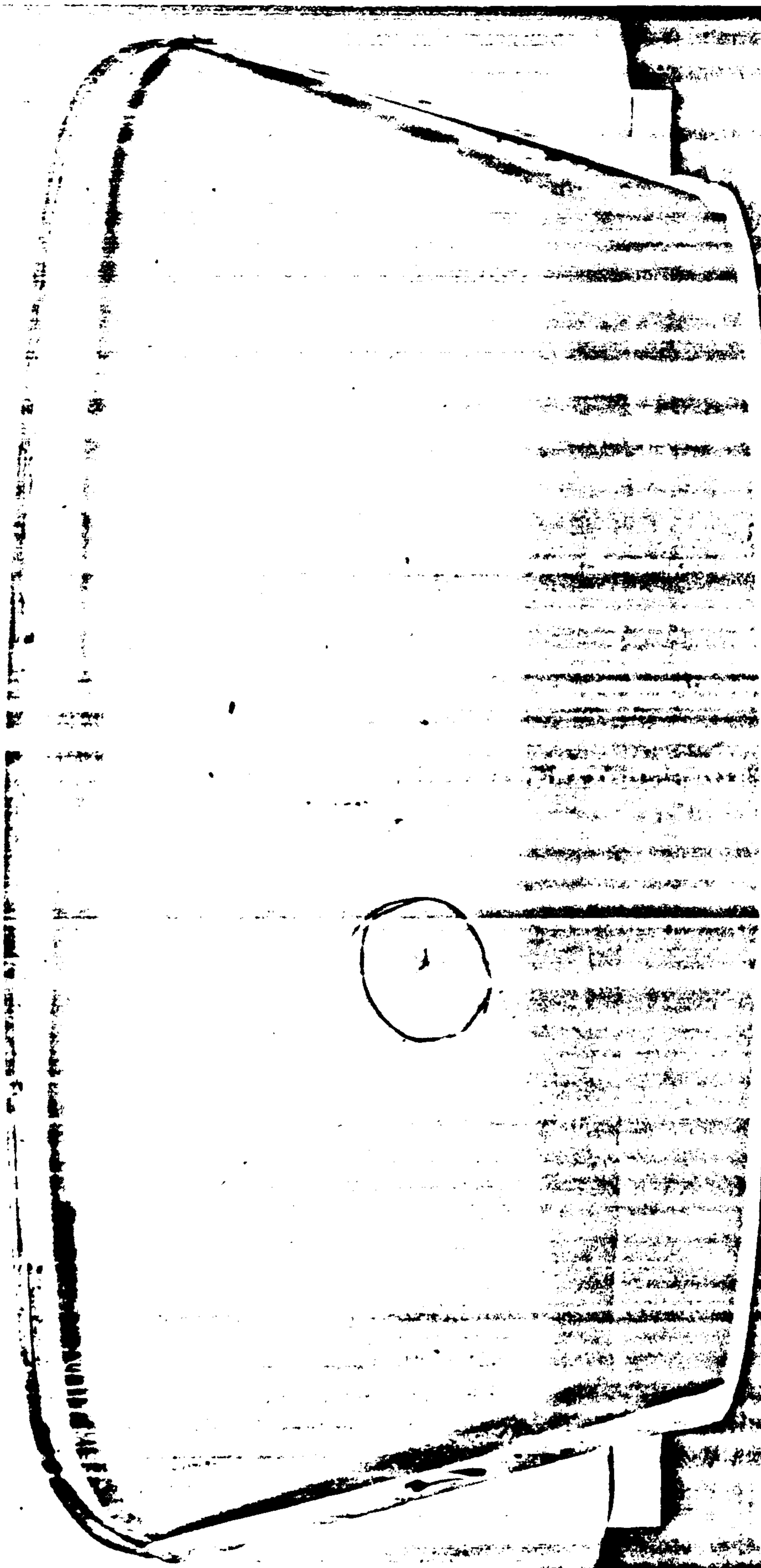


TOP SIDE (191) p. 34

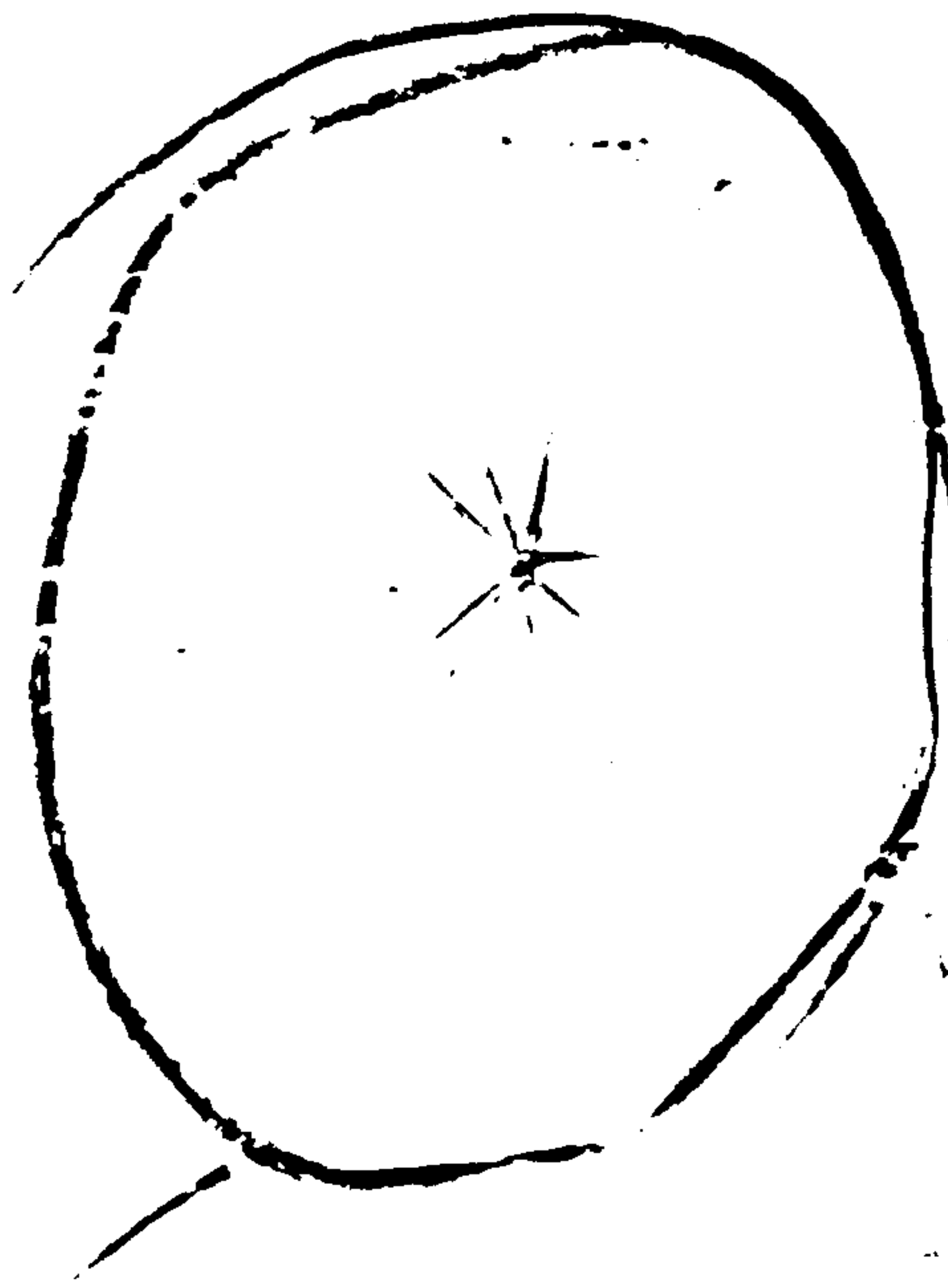
TOP SIDE (191) p. 34

Commission Exhibit No. 350

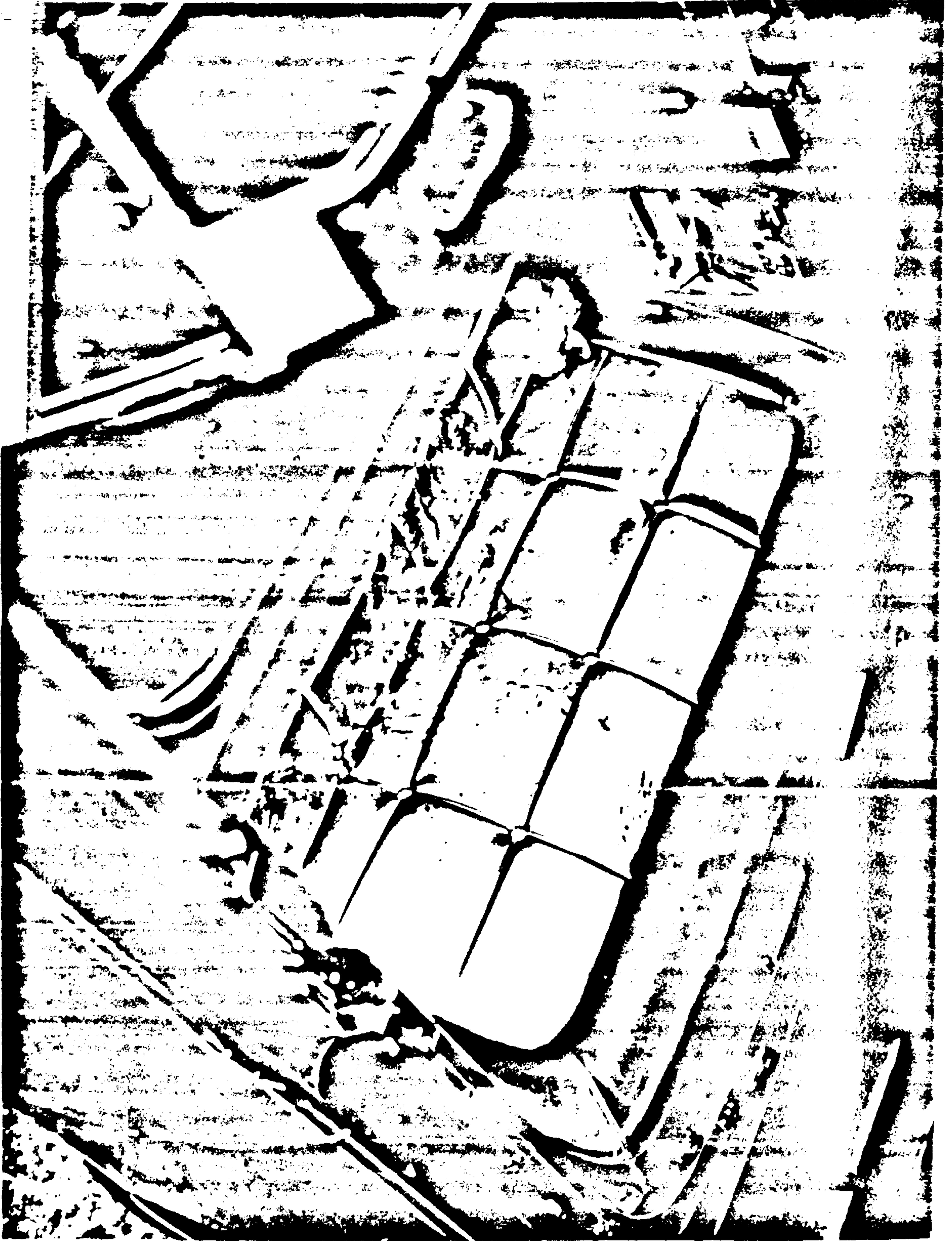




C807 COMMISSION EXHIBIT # 351



C 307 COMMISSION EXHIBIT # 351




COMMISSION EXHIBIT
652



COMMISSION EXHIBIT
1362

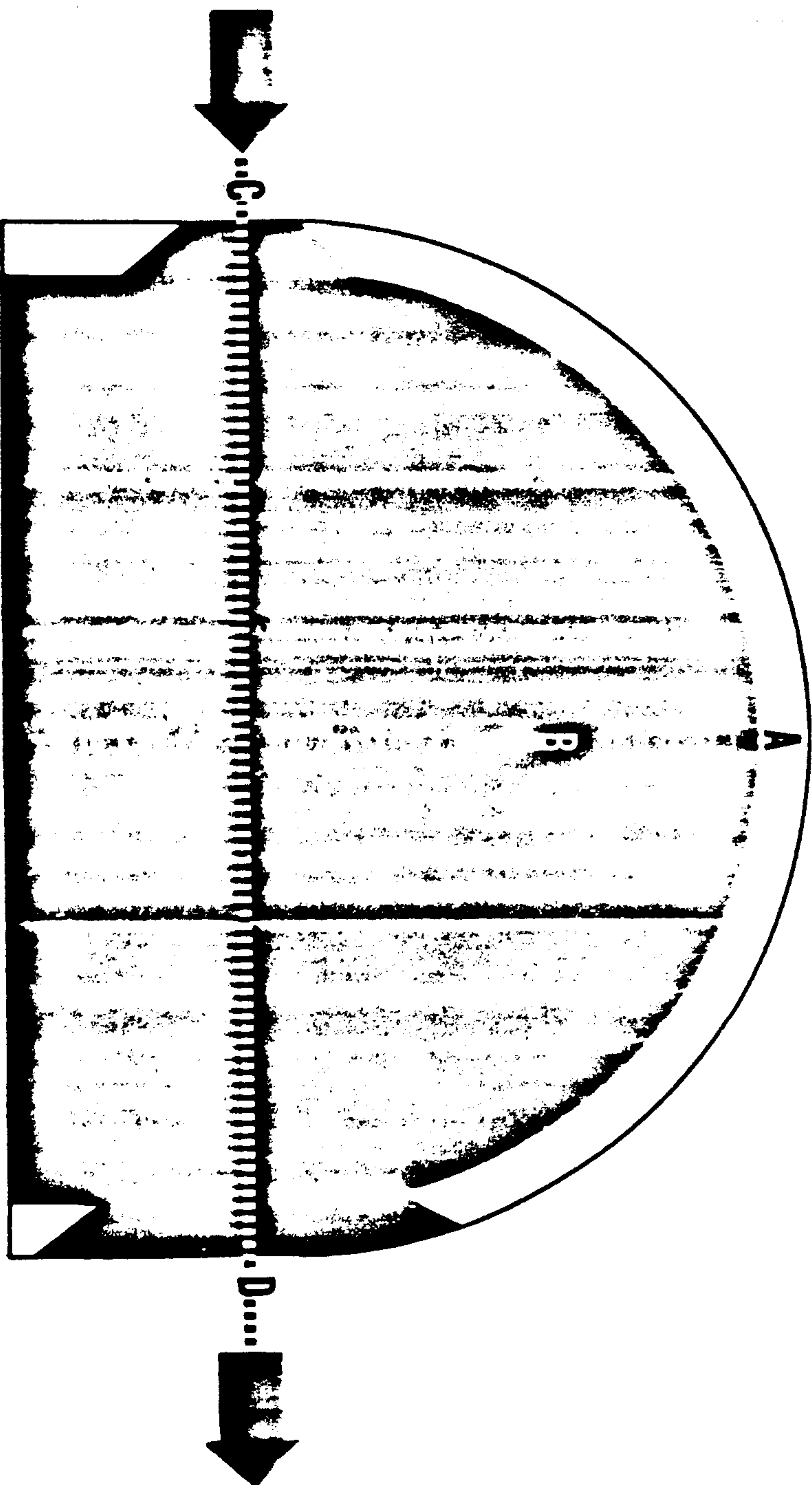
REPERIBEREBE



Commission Exhibit No. 351

REPERIBEREBE

PERFORATING MISSILE WOUND OF THE SKULL



A = Cranial vault. B = Cranial cavity. C = Entrance. D = Exit.

Arrows indicate missile path.
Entrance is often smaller than exit because of double "mushrooming" of tumbling and/or secondary missiles.
Note "coning," "cratering," or "heaving" of the bone.
The diameter of the hole is smaller on the impact side. (The same differences of diameter apply to a glass pane.)

(Scheme by Steven H. I. ... is on AFIP ...
from ... by I. ... SA AFIP Reg. ...-48)

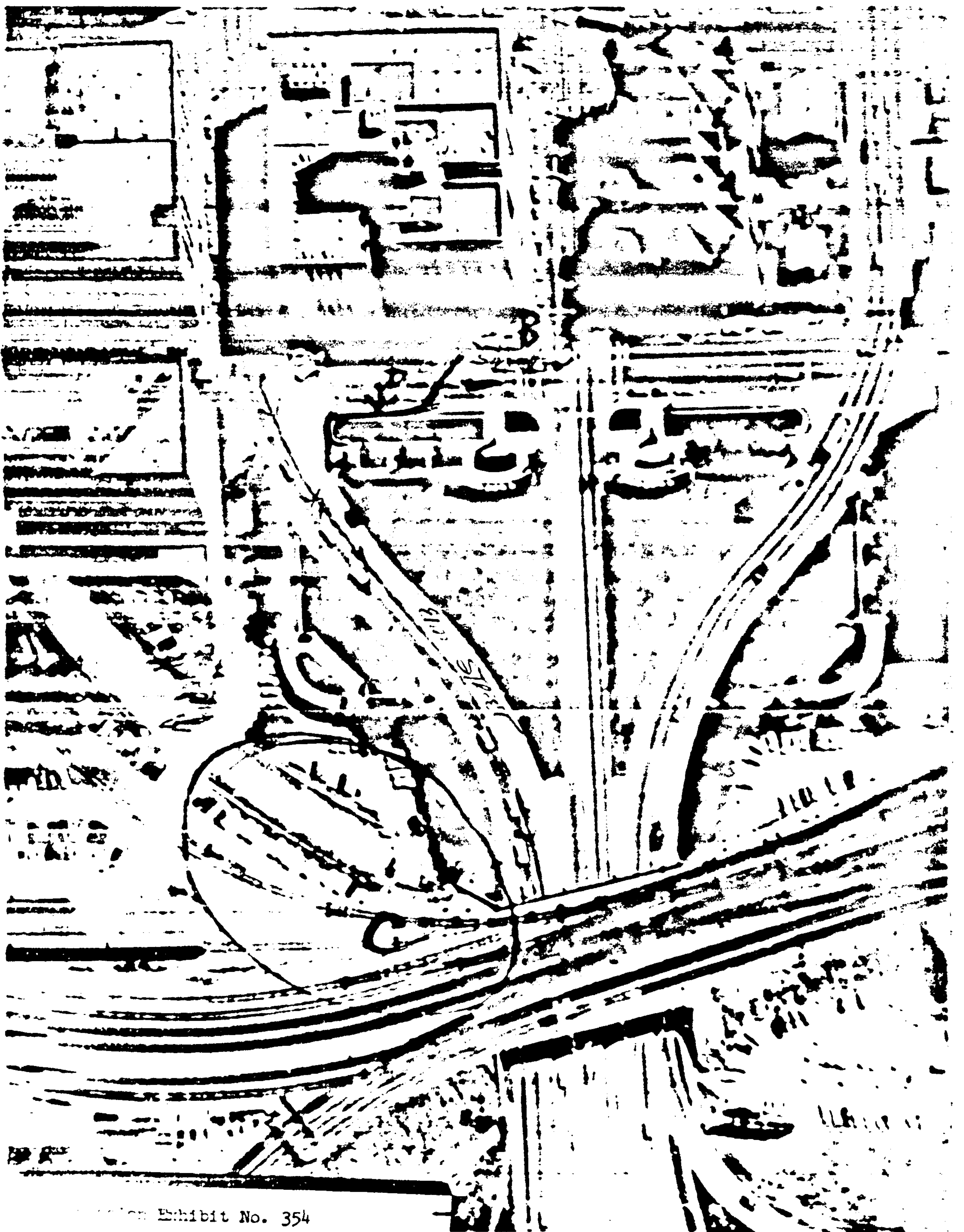


Exhibit No. 354

Ruf

**VICE PRESIDENT DETAIL
OFFICE 1-22**

DAILY SHIFT REPORT

Special Agent in Charge: H. Stuart Knight - Gerald A. Behn
Place at Midnight: Washington, D. C.

Friday
Date: November 22, 1963
Section: All

AGENTS	REGULAR DUTY	EXTRA DUTY
1. Youngblood, R W	- SA - with Vice President/President Johnson	
2. Johns, T L	SA - " " " " " "	
3. Taylor, W.W	SA - with Mrs. Johnson and VP/President Johnson	
4. <i>Kennedy, J. D.</i> Shannon	<i>SA - assigned Ft. Worth - Dallas</i> 12Mid - 8am (Texas Hotel, Fort Worth) - to Johnson City, Tex.	
5.		
6. Bechtle	SA - on Standby at Johnson City, Texas (<i>duty at ranch</i>)	
7. Bendickson	SA - on Standby at Johnson City, Tex. (<i>duty at ranch</i>)	
8. Goodenough	SA - " " " " " " (travel from Houston)	
9.		
10.	<i>(SA Goodenough and Shannon were returned to ranch for the 12-8 shift on night of 22nd)</i>	

ACTIVITY OF THE SECTION

Youngblood, and Johns making trip with Vice President Johnson, SA Taylor also but assigned to Mrs. Johnson specifically. SA Shannon worked midnight shift at Texas Hotel, Fort Worth, Texas, then traveled to Johnson City, Texas. Other SA's were on standby in Johnson City, Texas. Vice President and Mrs. Johnson were this date making a tour of Texas cities with President and Mrs. Kennedy.

- 8:25am - VP departed Texas Hotel suite and with President Kennedy walked across the street to a parking lot reception of Fort Worth citizens.
- 9:00am - VP, with President Kennedy, reentered Texas Hotel, Fort Worth, and attended Chamber of Commerce breakfast.
- 9:55am - VP and party returned to his hotel suite.
- 10:02am - VP took his sister, Mrs. Burge Alexander, to President Kennedy's suite and introduced her to the President (Kennedy).
- 10:05am - VP and Mrs. Alexander returned to the VP's suite.
- 10:57am - VP and Mrs. Johnson in Presidential motorcade departed Texas Hotel.
- 11:10am - VP and Mrs. Johnson in Pres. motorcade arrived Carswell AFB, Texas
- 11:20am - AP-2 with VP and Mrs. Johnson departed Carswell AFB, Texas (Ft Worth).
- 11:35am - AP-2 arrived Love Field, Dallas, Texas
VP and Mrs. Johnson greeted Pres & Mrs Kennedy on their arrival at 11:58am.
- 11:50am - VP and Mrs. Johnson departed Love Field in Presidential motorcade.
- 12:30pm-12:35pm - President Kennedy shot in motorcade.
- 12:40pm (approx.) - Presidential Motorcade and VP and Mrs. Johnson arrived at Parkland Hospital, Dallas, Texas. VP and Mrs. Johnson waited in a section of the hospital.

SHIFT LEADER

Thomas L. Johns
Thomas L. Johns

DATE COMPLETED

Dec. 2, 1963

over



U. S. NAVAL MEDICAL SCHOOL
NATIONAL NAVAL MEDICAL CENTER
BETHESDA, MARYLAND 20814

In reply refer to

24 November 1963

C-E-R-T-I-F-I-C-A-T-E

I, James J. Humes, certify that I have destroyed by burning certain preliminary draft notes relating to Naval Medical School Autopsy Report A63-272 and have officially transmitted all other papers related to this report to higher authority.

J. J. Humes
J. J. HUMES
CDR, MC, USN



U. S. NAVAL MEDICAL SCHOOL
NATIONAL NAVAL MEDICAL CENTER
BETHESDA, MARYLAND 20814

In reply refer to

24 November 1963

C-E-R-T-I-F-I-C-A-T-E

I, James J. Humes, certify that all working papers associated with Naval Medical School Autopsy Report A63-272 have remained in my personal custody at all times. Autopsy notes and the holograph draft of the final report were handed to Commanding Officer, U. S. Naval Medical School, at 1700, 24 November 1963. No papers relating to this case remain in my possession.

J. J. Humes
J. J. HUMES
CDR, MC, USN

Received above working papers this date.

J. H. Stover, Jr.
J. H. STOVER, JR.
CAPT, MC, USN

Commanding Officer, U.S. Naval Medical School
National Naval Medical Center

AUTOPSY DESCRIPTIVE SHEET

NIS PATH-8 (1-53)

AUTOPSY

NIS # A-3-2-2 DATE 4-2-63 HR. STARTED HR. COMPLETED

NAME: _____ RANK/RATE _____

DATE/HOUR EXPIRED: _____ WARD _____ DIAGNOSIS _____

PHYSICAL DESCRIPTION: RACE: _____ Obtain following on babies only:

Height _____ in.	Weight _____ lb.	Color _____	Hair _____	Crown-rump _____ in.
Color eyes _____	Pupils: Rt _____ mm, Lb. _____ mm			Crown-heel _____ in.
WEIGHTS: (Grams, unless otherwise specified)				Circumference:
				Head _____ in. Chest _____ in.
				Abd. _____ in.

LUNG, RT. 3320 KIDNEY, RT. 1375 ADRENALS, RT. _____

LUNG, LT. 3290 KIDNEY, LT. 140 ADRENALS, LT. _____

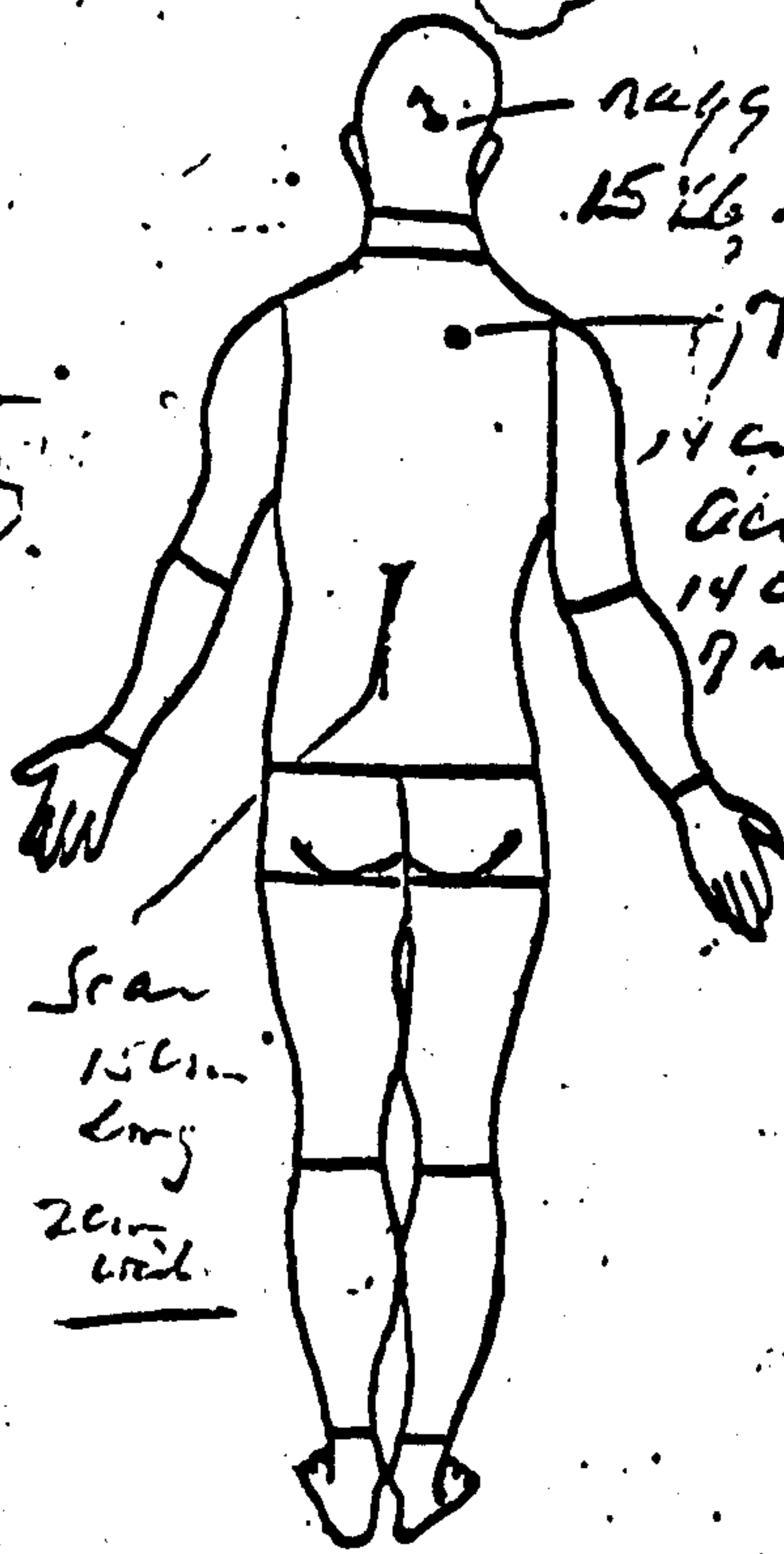
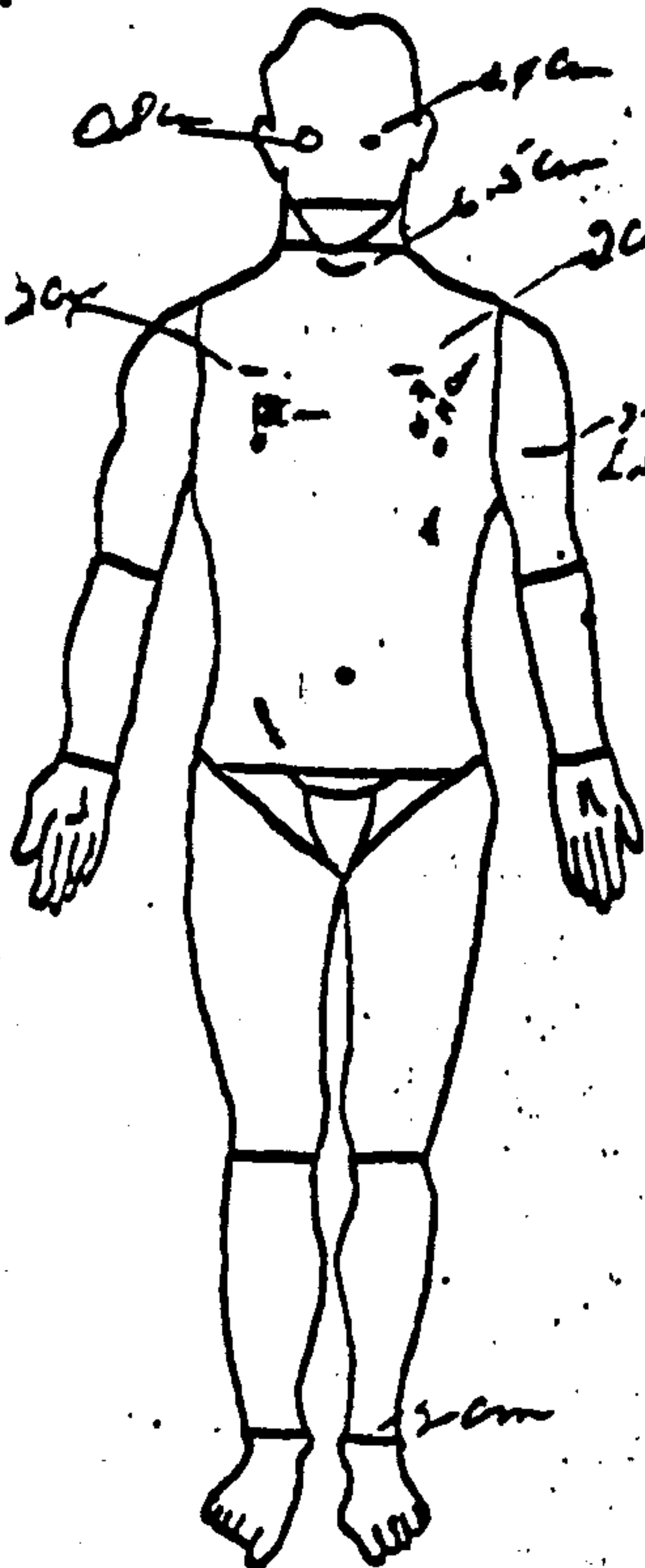
BRAIN _____ LIVER 150 PANCREAS _____

SPLEEN 90 HEART 750 THYROID _____

THIMUS _____ TESTIS _____ OVARY _____

HEART MEASUREMENTS: A 7.5 cm. P 9 cm. T 1.2 cm. M 1.0 cm.
 LVM 1.5 cm. RVH .4 cm.

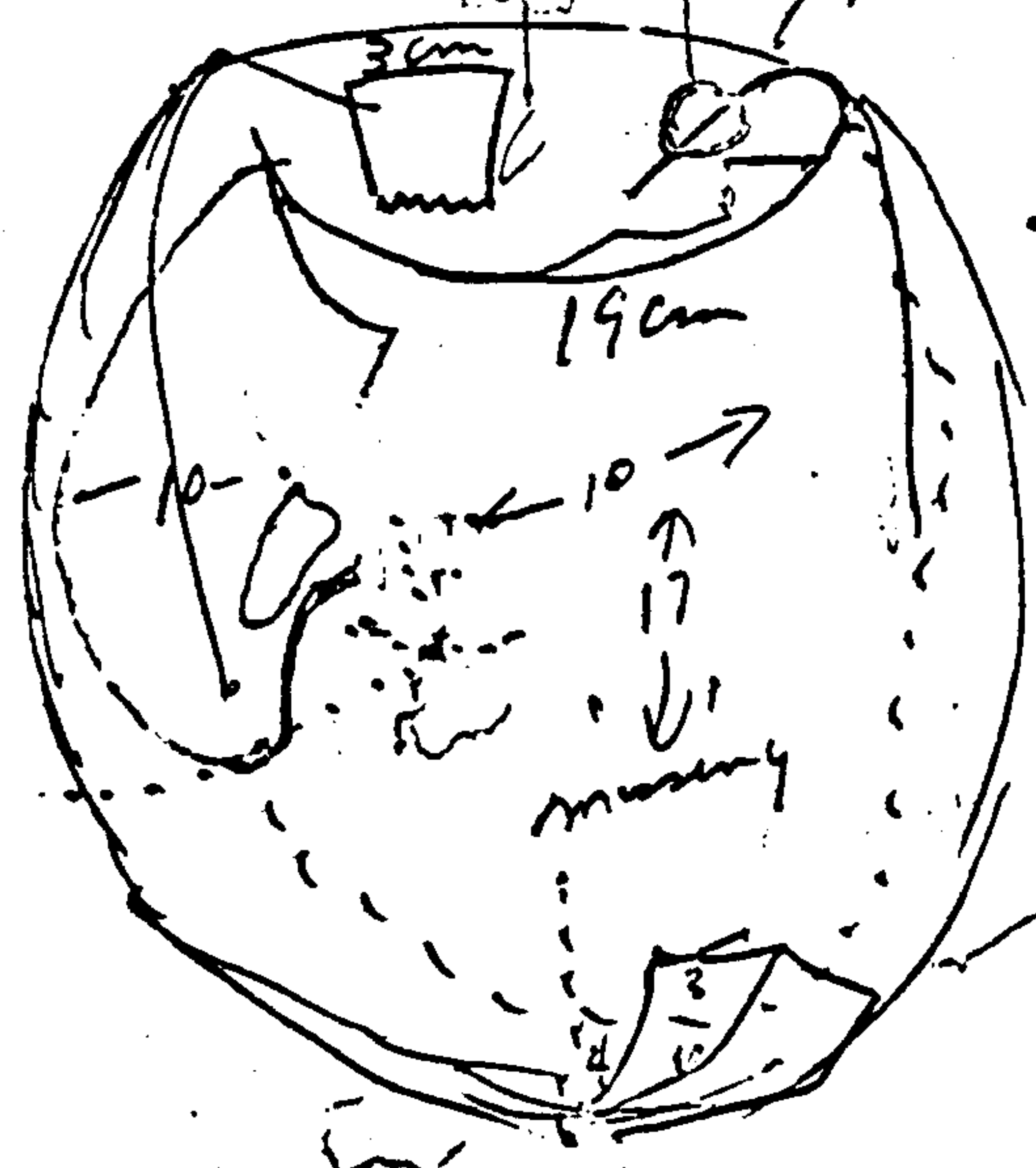
NOTES:



Pathologist _____

Vertical
crushed
plate at eye

Fracture through floor



• felt bone pain superior
• from the
• coronal suture back

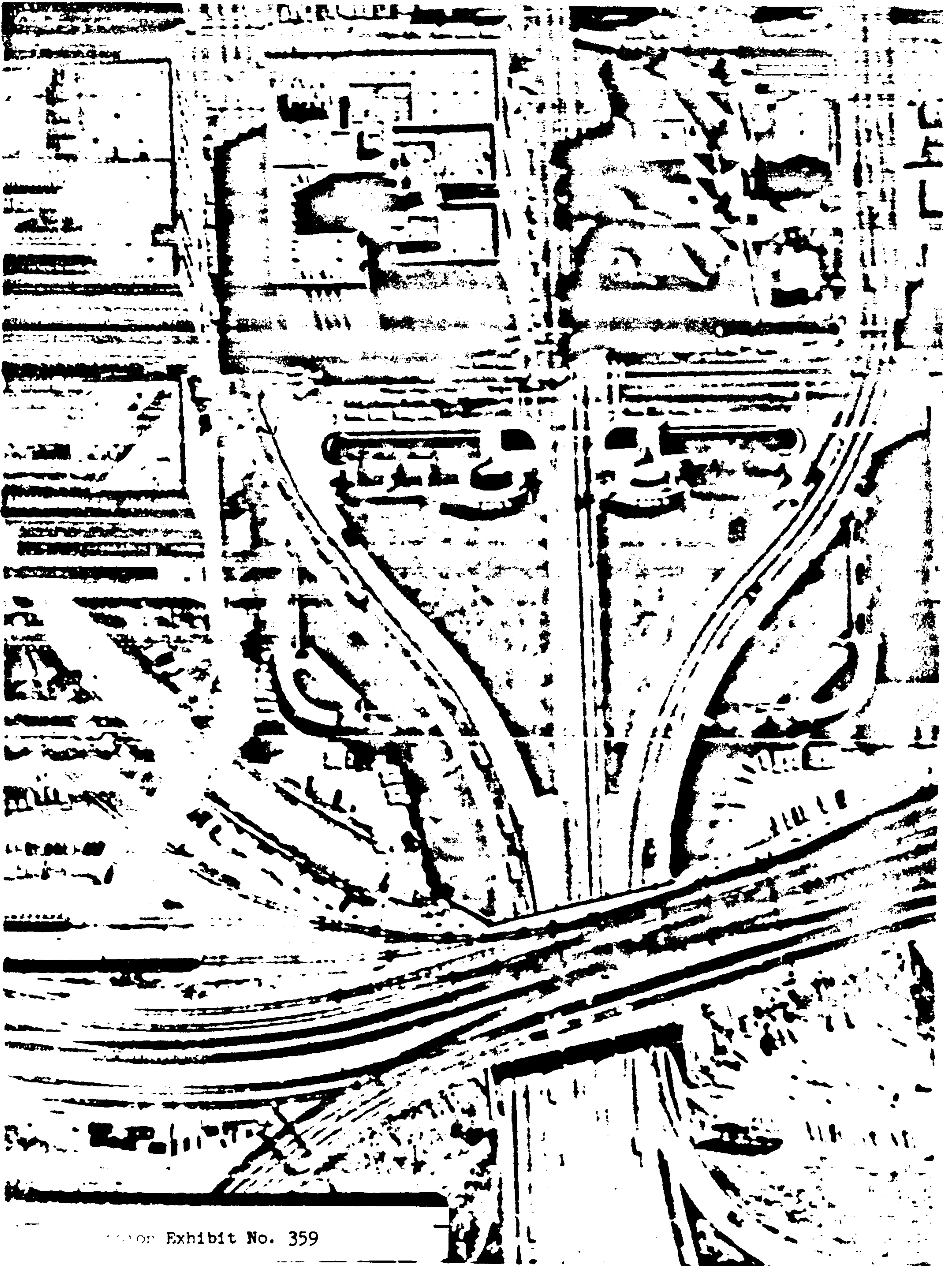



Exhibit No. 359



Commission Exhibit No. 360

Faint, illegible text or markings along the bottom edge of the page.

DL 89-43

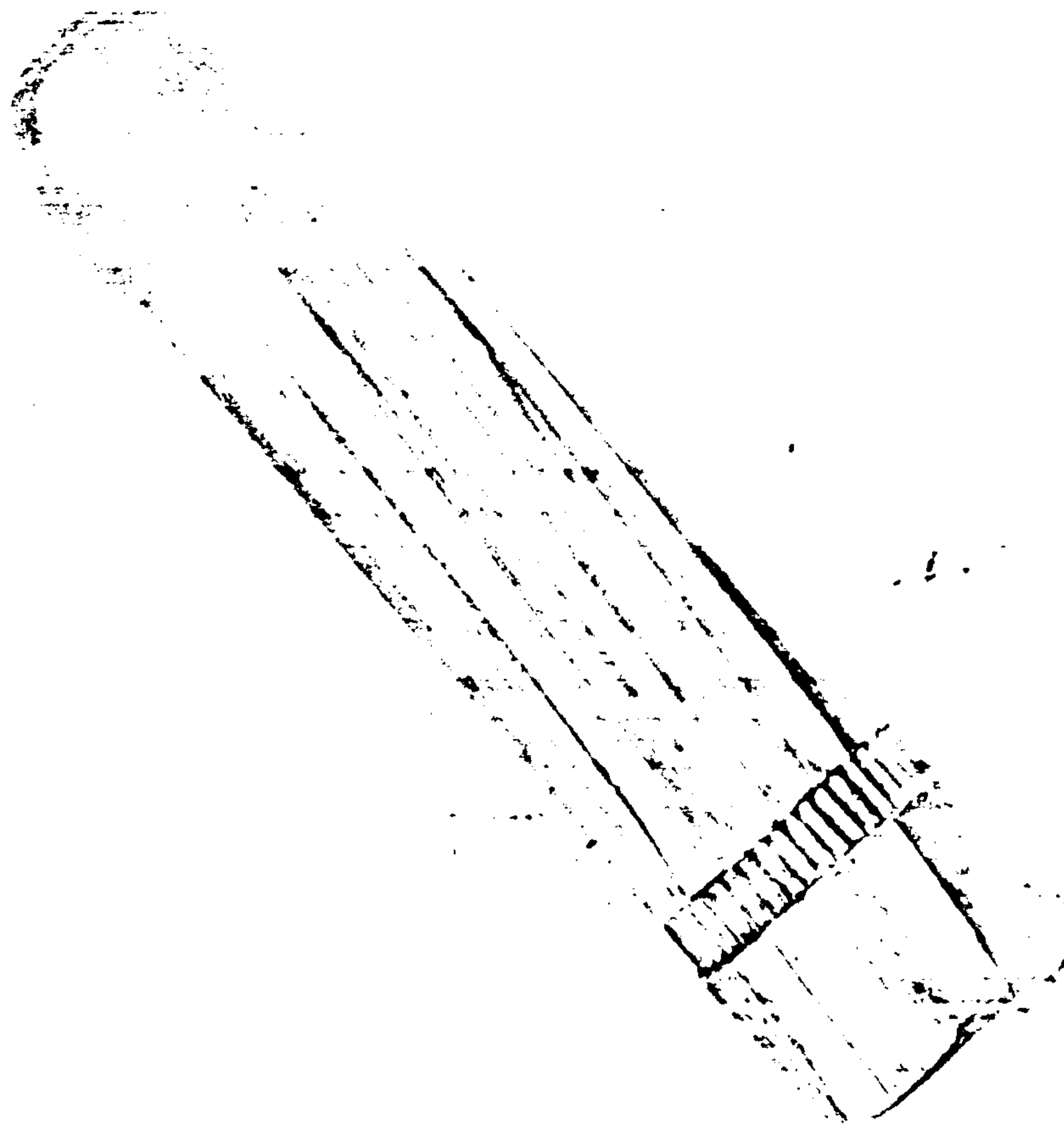
"I would not be able to identify the person I saw due to the distance involved.

"I have read this 3-page statement which contains to my knowledge the correct truth.

"/s/ ARNOLD L. ROWLAND
11-24-63

"WITNESSES:

"/s/PAUL E. WULFF
"Special Agent, FBI, Dallas, Texas
"/s/JAMES W. SWINFORD,
"Special Agent, FBI, Dallas, Texas"



COMMISSION EXHIBIT
399

1:00pm - President Kennedy died at Parkland Hospital.

President and Mrs. Johnson departed Parkland Hospital in unmarked police cars, approx. 1:40pm, and arrived Love Field approximately 1:50pm and went aboard AF-1.

Mrs. Kennedy and body of Pres. Kennedy also came aboard.

2:30pm (approx.) - President Johnson sworn in as President aboard AF-1.

2:50pm - AF-1, with President and Mrs. Johnson departed Love Field, Dallas, Texas.

6:00pm - AF-1 arrived Andrews AFB, Md. and President Johnson made short speech/remarks, and greeted members of Cabinet and Congressional M Leaders.

6:19pm - President and Mrs. Johnson departed Andrews AFB via Helicopter. (Youngblood aboard).

6:32pm - President and Mrs. Johnson arrived White House, Washington, D C. (Mrs. Johnson taken to residence by H S Knight and Rundle). President Johnson walked to his EOB Office. (Rm 274).

9:27pm - President Johnson departed EOB Office via auto.

9:41pm - President Johnson arrived his residence, 4040 52nd St NW, and remained for the remainder of the night.

No other movements of President Johnson this date.

President Kennedy assassinated this date - full report made by Secret Service.

"Dallas, Texas
November 24, 1963

"I, Arnold Louis Rowland, make the following statement of my own free will to James W. Swinford and Paul E. Wulff, who have identified themselves as Special Agents of the Federal Bureau of Investigation.

"I am 18 years of age, live at 3026 Hammerly, and am employed at Pizza Inn, 2841, West Davis, Dallas, Texas.

"My wife Barbara and I arrived at a point on Houston Street in Dallas between Main and Elm Streets at about 12:10 p.m., November 22, 1963, for the purpose of observing President Kennedy in the motorcade. The exact position where we were located was on the sidewalk on the west side of the Dallas County Courthouse just under the office of Sheriff Decker and a few feet to the south of the elevator shaft which comes out of the sidewalk.

"Between 12:10 p.m. and 12:15 pm. , I looked toward the Texas School Book Depository which faces the South and is located on the corner of Elm and Houston. I observed the two rectangular windows at the extreme west end of the Texas School Book Depository on the next to the top floor were open. I saw what I believed to be a man standing about 12 to 15 feet back from the window on the right. He appeared to be slender in proportion to his height, was wearing a white or light colored shirt, either collarless or open at the neck. He appeared to have dark hair. He also appeared to holding a rifle with scope attached, in a ready position or in military terminology, port arms. I saw him only momentarily and he seemed to disappear in the shadows of the room.

"I gave this no further consideration as I / at the time believed he was probably a Secret Service man. I also called this to the attention of my wife, but she did not see the man.

"About 15 or 20 minutes later the President came by, but I did not see him get shot, nor did I see any shots fired. I did hear three shots. By about 1:45 p.m. I had advised an officer of what I had seen and I was taken to the Office of Sheriff Decker.

32

SHERIFF'S DEPARTMENT
COUNTY OF DALLAS, TEXAS

Before me, the undersigned authority, on this the 22nd day of November A. D. 1963

personally appeared ^{Louis} Arnold Rowland, Address 3026 Hammerly St.,
FBI: Corpus Christi, Texas Dallas, Texas
Age _____, Phone No. 7 1851

Deposits and says:-

I am a student at Edamson High School in Dallas, Texas. I am employed on weekends at the Pizza Inn located on West Davis Avenue in Dallas. At approximately 12:10PM today, my wife Barbara and I arrived in downtown Dallas and took position to see the President's motorcade. We took position at the west entrance of the Sheriff's Office on Houston Street. We stood there for a time talking about various things and were talking about the security measures that were being made for the president's visit in view of the recent trouble when Mr. Adalai Stevenson had been a recent visitor to Dallas. It must have been 5 or 10 minutes later when we were just looking at the surrounding buildings when I looked up at the Texas Book Depository building and noticed that the second floor from the top had two adjoining windows which were wide open, and upon looking I saw what I thought was a man standing back about 15 feet from the windows and was holding in his arms what appeared to be a hi powered rifle because it looked as though it had a scope on it. He appeared to be holding this at a parade rest sort of position. I mentioned this to my wife and merely made the remark that it must be the secret service man. This man appeared to be a white man and appeared to have a light colored shirt on, open at the neck. He appeared to be of slender build and appeared to have dark hair. In about 15 minutes President Kennedy passed the spot where we were standing and the motorcade had just turned west on Elm heading down the hill when I heard a noise which I thought to be a back fire. In about 8 seconds of the people around laughed and then in about 8 seconds I heard another report and in about 3 seconds a third report. My wife, who had a hold, of my hand, started running and dragging me across the street and I never did look up again at this window.

This statement is true and correct to the best of my knowledge and belief.

Arnold L. Rowland

Subscribed and sworn to before me on this the 22nd day of November A. D. 1963

Louise Allen
Notary Public, Dallas County, Texas

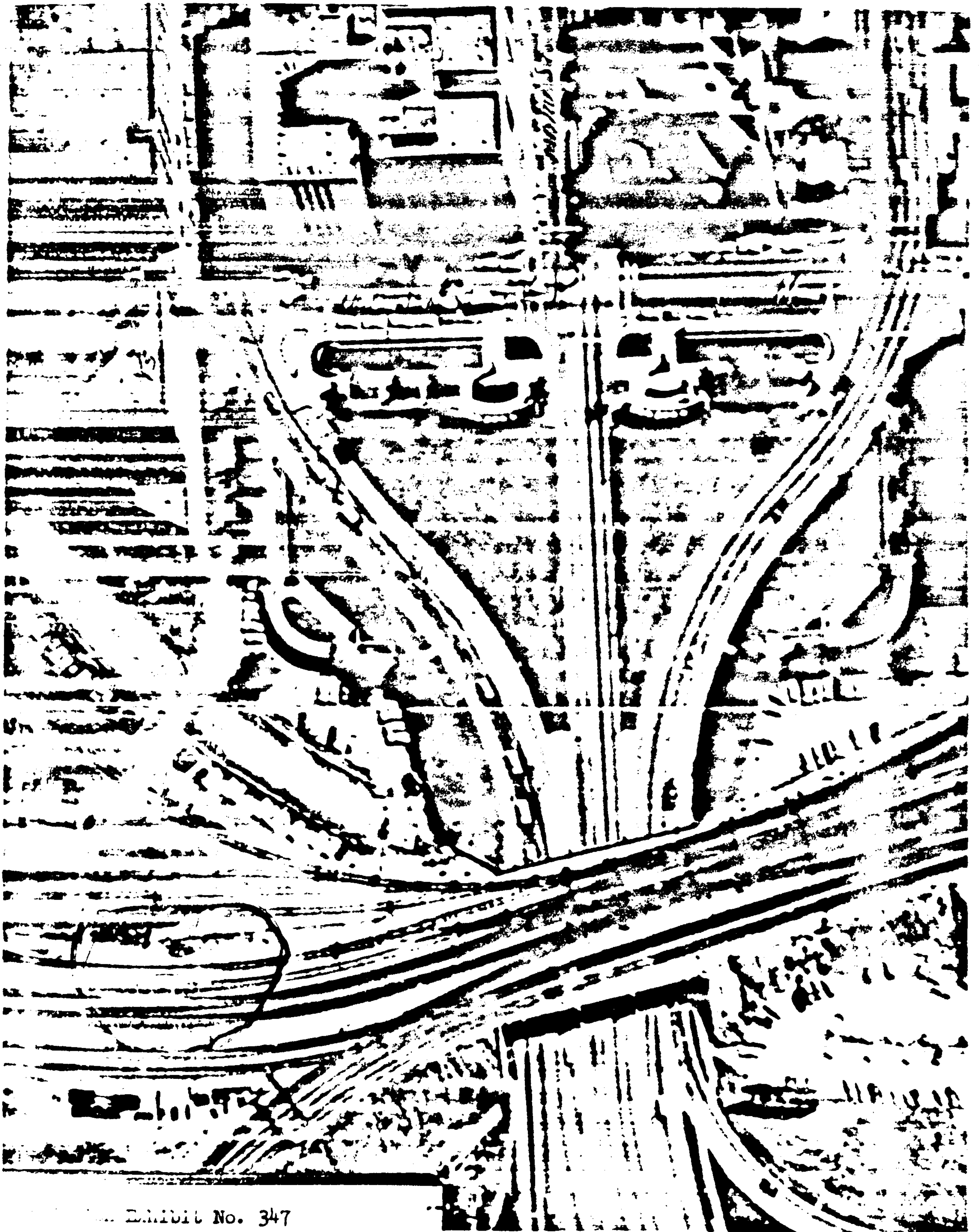
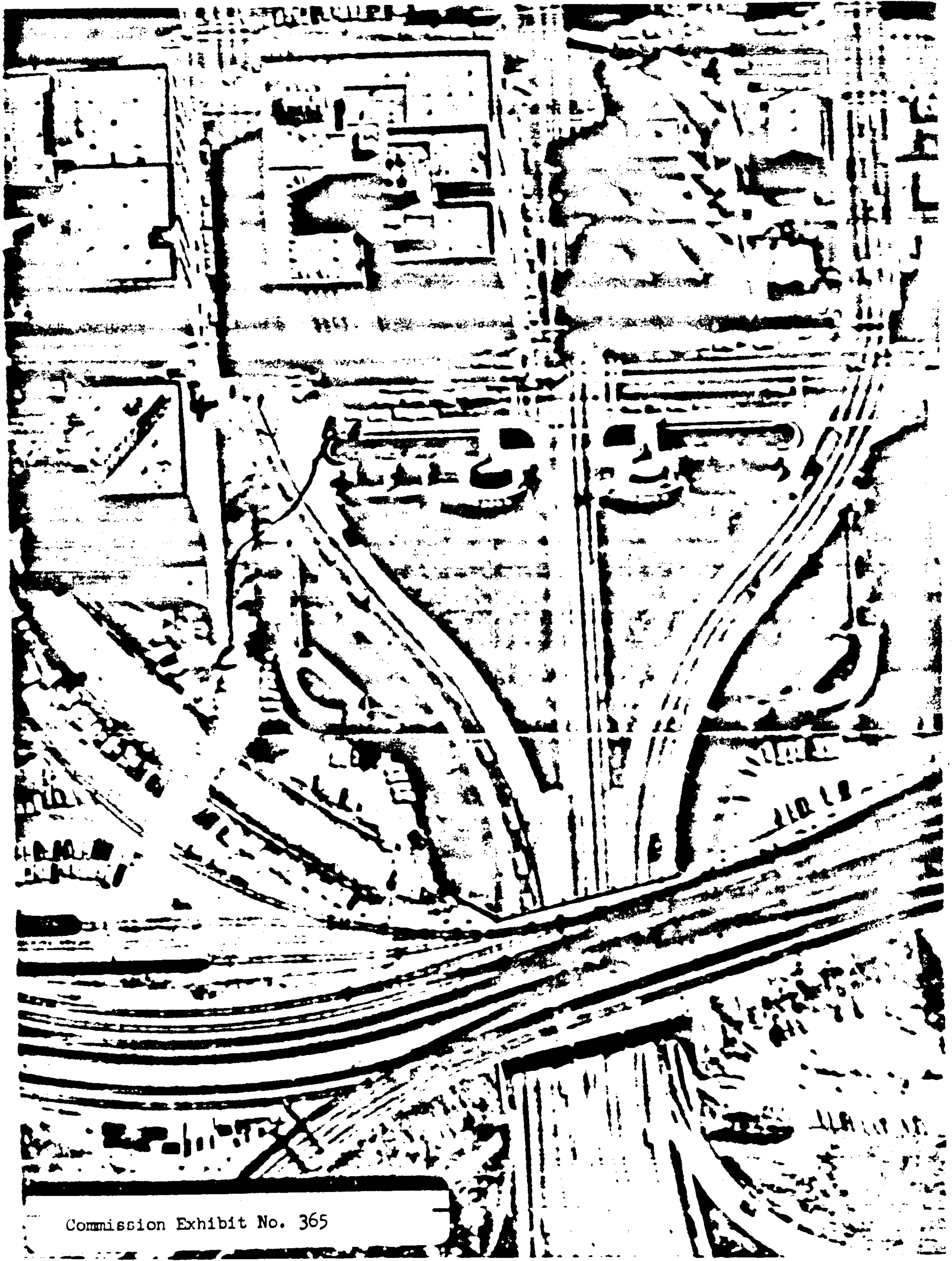



Exhibit No. 347



Commission Exhibit No. 365

REPUBLICAN



REPUBLICAN

Copyright 1915 by the

REPUBLICAN PUBLISHING COMPANY
100 N. 3rd St. St. Paul, Minn.
Printed and Published by the
REPUBLICAN PUBLISHING COMPANY
100 N. 3rd St. St. Paul, Minn.
Telephone 444

**SHERIFF'S DEPARTMENT
COUNTY OF DALLAS, TEXAS**

Before me, the undersigned authority, on this the 22nd day of November A. D. 19 63

personally appeared Amos Leo Tuins, Address 477 Avenue F

Dallas, Texas


Age 15, Phone No. WH 3-9701

Deposes and says: I am presently going to school at Franklin D. Roosevelt High School and am in the 9th grade. I got out of school this morning to see the President of the United States when he came to Dallas. I was standing on the corner of Elm and Houston street. From where I was standing I could look across the street and see a large red brick building. I saw the President turn the corner in front of me and I waived at him and he waived back. I watched the car on down the street and about the time the car got near the black and white sign I heard a shot. I started looking around and then I looked up in the red brick building. I saw a man in a window with a gun and I saw him shoot twice. He then stepped back behind some boxes. I could tell the gun was a rifle and it sounded like an automatic rifle the way he was shooting. I just saw a little bit of the barrel, and some of the trigger housing. This was a white man, he did not have on a hat. I just saw this man for a few seconds. As far as I know, I had never seen this man before.

Amos Leo Tuins

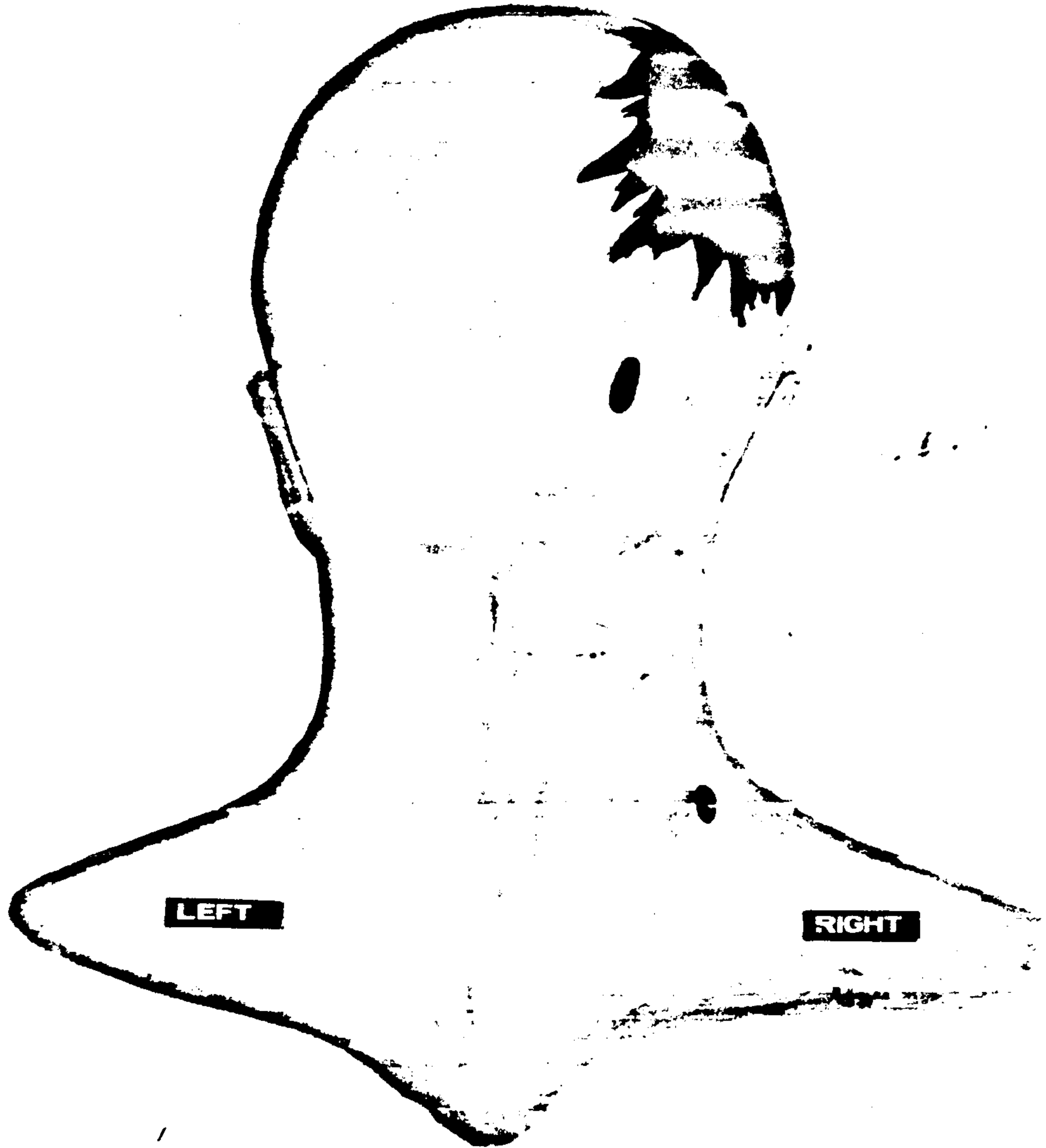
Subscribed and sworn to before me on this the 22nd day of November A. D. 19 63

W. H. Jones
Notary Public, Dallas County, Texas



COMMISSION EXHIBIT


#385




COMMISSION EXHIBIT
386




COMMISSION EXHIBIT
388



COMMISSION EXHIBIT
#390




629
COMMISSION EXHIBIT
7393




620
COMMISSION EXHIBIT
63




CB2
COMMISSION EXHIBIT
394



32
COMMISSION EXHIBIT
394



FBI
COMMISSION EXHIBIT
2395



COMMISSION EXHIBIT
#396

Waters conversation, E. Dr. ^{Perry} ~~Malcolm~~
Blood & air in ^{trachea}
upper mediastinum

Only a few seen in
size 3-5 mm.

1 cm. int. lat.
wall of the trachea -
no mucus in the wound

Dr. Malcolm Perry 1-5050
4115 Park Lane
Dallas 20, Tex.
FL 2-5548
Home

Off in Med. School
Dep. of Surgery
Dr. Shiers
Dr. Malcolm Perry at Home

File 272

Kennedy, John F.

Date of birth — — 1917

Date of death 11/22/63

Place of death 1:00 PM CST Dallas, Tex.

Place of autopsy 8:00 PM EST Bethesda, Md.

Clinical Summary

According to available information, the deceased President John F. Kennedy, was riding in an open car in a motorcade during an official visit to Dallas, Texas on 22 Nov. 1963. The president was sitting in the right rear seat with Mrs. Kennedy seated on the same seat to his left. Sitting directly in front of the president was Gov. John B. Connally of Texas and directly in front of Mrs. Kennedy was Mrs. Connally. The vehicle was moving at a slow rate of ~~approximately twenty miles per hour~~ down an incline into an underpass that leads to a freeway route to the Dallas Trade Mart when the president was to ^{deliver} give an address. Three shots were heard and the president fell ^{backward} ~~forward~~ to the floor of the vehicle.

bleeding from the head. (Governor Connally was seriously wounded by the same gunfire). According to newspaper reports (Washington Post Nov. 23, 1963) Bob Jackson, a Dallas Times Herald photographer, said he looked around as he heard the shots and saw a rifle barrel disappearing into a window on an upper floor of the nearby Texas School Book Depository building.

Shortly following the wounding of the two men the car was driven to Parkland Hospital. In the emergency room of that hospital the president was attended by Dr. Malcolm Perry. Telephone communication with Dr. Perry on Nov. 23, 1963 develops the following information relative to the observations made by Dr. Perry and procedures performed there prior to death.

Dr. Perry noted the massive wound of the head and a second, puncture wound, of the low anterior neck in approximately the midline. A tracheostomy was performed by extending the latter

(3)

wound. At this point bloody air was noted bubbling from the wound and an injury to the anterior wall of the trachea was observed. Incisions were made in the upper anterior chest wall bilaterally to combat possible sub-cutaneous emphysema. Intravenous infusions of blood and saline were begun and oxygen was administered. Despite these measures cardiac arrest occurred and closed chest cardiac massage failed to re-establish cardiac action. The president was pronounced dead approximately thirty to forty minutes after receiving his wounds.

The remains were transported via the presidential plane to Washington, D.C. and subsequently to the Naval Medical School, National Naval Medical Center, Bethesda, Md. for post-mortem examination.

General Description of Body The body is that of a muscular, well developed and well nourished adult caucasian male measuring 72 1/2 inches and weighing approximately 175.

170 lbs. There is beginning rigor mortis, minimal dependent livor mortis of the dorsum and early algor mortis. The hair is reddish-brown and abundant, the eyes are blue the rt. pupil measuring 8 mm. in diameter, the left 4 mm. There is edema and ecchymosis of the inner canthus region of the left eye lid measuring approximately 1.5 cm in greatest diameter. There is edema and ecchymosis diffusely over the rt. supra-orbital ridge with abnormal mobility of the underlying bone. (The remainder of the scalp will be described with the skull.) There is dotted blood on the external ears but otherwise the ears, nose and mouth are essentially unremarkable. The teeth are in excellent repair and there is some pallor of the oral mucous membrane.

Located on the upper rt. posterior thorax just above the upper border of the scapula there is a 7 x 4 mm. oval ~~shaped~~ wound. This wound is measured

(5)

to be 14 cm. from the tip of the st. acromion process and 14 cm. below the tip of the st. mastoid process.

Situated in the low anterior neck at approximately the level of the third and fourth tracheal rings is a 6.5 cm. long transverse wound with widely gaping irregular edges. (The depth and character of these wounds will be further described below.)

Situated on the anterior chest wall in the nipple line are bilateral 2 cm. long recent transverse surgical incisions into the subcutaneous tissue. The one on the left is situated 11 cm. cephalad to the nipple and the one on the right 8 cm. cephalad to the nipple. There is no hemorrhage or ecchymosis associated with these wounds. A similar clean wound measuring 2 cm. in length is situated on the antero-lateral aspect of the ~~right~~ ^{sub}mid arm. Situated on the antero-lateral aspect of each arm is a

(6)

recent 2 cm. transverse incision into the sub-cutaneous tissue.

There is an old well healed 8 cm. incision in the lower abdominal incision. Over the lumbar spine in the midline is an old, well healed 15 cm. scar, situated on the upper anterior-lateral aspect of the right thigh is an old, well healed 8 cm scar.

Missile Wounds

1. There is a large irregular defect of the scalp and skull on the right involving chiefly the parietal bone but extending somewhat into the temporal and occipital regions. In this region there is an actual absence of scalp and bone producing a defect which measures approximately 13 cm. in greatest diameter.

From the irregular margins of the above scalp defect tears extend in stellate fashion into more or less intact scalp as follows:

a) From the right inferior temporo -

(7)

parietal margin anterior to the st. ear to a point slightly above the tragus.

b) From the anterior parietal margin anteriorly on the forehead to approximately 4 cm. above the st. orbital ridge.

c) From the left margin of the main defect across the midline antero-laterally for a distance of approximately 8 cm.

d) From the same starting point as a) 10 cm postero-laterally.

Situated in the posterior scalp approximately 2.5 cm laterally to the right and slightly above the external occipital protuberance is a ~~faceted~~ ~~linear~~ ~~wound~~ ~~tangential~~ ~~to~~ ~~the~~ ~~surface~~ ~~of~~ ~~the~~ ~~scalp~~ measuring 15 x 6 mm. In the underlying bone is a corresponding ~~linear~~ ~~wound~~ ~~through~~ ~~the~~ ~~plates~~ ~~of~~ the skull which exhibits the ~~presence~~ ~~of~~ the margins of the bone when ~~seen~~ ~~from~~ the inner aspect of the skull. A ~~dearly~~ ~~visible~~ in the above described large skull defect and extending from it ~~is~~ ~~faceted~~ ~~brain~~ ~~tissue~~ ~~which~~ ~~on~~ close inspection proves to represent ~~the~~

the major portion of the right cerebral hemisphere. At this point it is noted that the falx cerebri is extensively lacerated with disruption of the superior sagittal sinus.

Upon reflecting the scalp multiple complete fracture lines are seen to radiate from both the large defect at the vertex and the smaller ~~perforated~~ wound at the occiput. These vary greatly in length and direction, the longest measuring approximately 19 cm. These result in the production of numerous fragments which vary in size from a few millimeters to 10 cm. in greatest diameter.

The complexity of these fractures and the fragments thus produced has satisfactory verbal description and are better appreciated in photographs and ~~radiographs~~ roentgenograms which are prepared.

The brain is removed and preserved for further study following formalin fixation. Received as separate specimens ^{for histology} are three fragments of skull bone which in