

File No. 100-10461-1A(213)

Date Received 3-10-64

From V. C. Snider
(NAME OF CONTRIBUTOR)

Haller Transit System
(ADDRESS OF CONTRIBUTOR)

Dallas
(CITY AND STATE)

By Barrett & Lee
(NAME OF SPECIAL AGENT)

To Be Returned Yes
No

Description:

Buss no. memo for Rebo # 30
& 23.

21 - LAUREL

INBOUND

Leaving GARCIA and MILA

MONDAY through FRIDAY

A.M.	7:12	9:11	12:41	4:32	6:33	9:43CT*
5:35	7:22	9:41	12:11	4:17	6:56	10:02C
5:38	7:36	10:11	12:41	5:05	7:20	10:32C
6:16	7:44	10:41	2:11	5:25	7:32	11:02C
6:33	7:57	11:11	2:42	5:28	8:02	11:32C
6:45	8:14	11:41	3:07	5:51	8:32	12:02C
7:00	8:41	P.M.	3:44	5:52	9:02	12:32C
		12:11	4:11	6:04	9:32	1:02P

(T) Thursday Night Only.

SATURDAY

A.M.	7:32	10:32	1:02	4:02	7:32	10:32
5:35	7:58	11:02	1:32	4:32	8:02	11:02
6:04	8:32	11:32	2:02	5:02	8:32	11:32
6:33	9:02	P.M.	2:32	5:32	9:02	12:02
7:02	9:32	12:02	3:02	6:02	9:32	12:32
	10:02	12:32	3:32	6:33	10:02	1:02P

SUNDAY - Note: On Sunday, ALL buses make the "Combination Route".

A.M.	8:32	11:32	2:32	5:32	8:32	11:32
6:06	9:02	12:02	3:02	6:02	9:02	12:02
6:32	9:32	12:32	3:32	6:32	9:32	12:32
7:02	10:02	1:02	4:02	7:02	10:02	1:02P
7:32	10:32	1:32	4:32	7:32	10:32	
8:02	11:02	2:02	5:02	8:02	11:02	

To Short Time:

To La Vista & Gaston add 307 minutes.

(*) Time with this symbol are garage-bound buses. One may ride them to Peak & Gaston and transfer to downtown buses.

(C) - See Note "Combination Route" at the bottom of card.

21 - LAUREL

OUTBOUND

Leaving LAMAR and MAIN

MONDAY through FRIDAY

A.M.	7:22	10:08	12:38	3:35	5:05	
5:48	7:40	10:38	1:08	3:36	5:18	
6:00	8:08	11:08	1:38	4:13	5:31	(C)
6:40	8:40	11:38	2:08	4:31	5:47	Note
6:56	9:08	P.M.	2:38	4:43	6:20	Note
7:12	9:38	12:08	3:08	4:56	6:30	

SATURDAY

A.M.	7:30	9:30	11:30	1:30	4:00	6:45
6:00	8:00	10:00	P.M.	2:00	4:30	
6:30	8:30	10:30	12:00	2:30	5:00	(C)
7:00	9:00	11:00	12:30	3:00	5:30	Note
			1:00	3:30	6:00	Note

SUNDAY - Note: On Sunday, ALL buses make the "Combination Route".

(C) See Note

20 - MARSHALL

INBOUND

Leaving HORTENSE and KUMBA

MONDAY through FRIDAY

A.M.	7:10	8:41	P.M.	3:13	5:27	7:03
5:22	7:17	9:11	12:11	3:33	5:33	7:57C
6:02	7:27	9:41	12:41	3:54	5:37	8:57C
6:27	7:39	10:11	1:11	4:15	5:43	9:57CT
6:43	7:52	10:41	1:41	4:41	6:03	9:57C
6:53	8:05	11:11	2:11	4:57	6:13	10:57C
7:01	8:22	11:41	2:41	5:19	6:18	11:57C
					6:24	1:24C

(*) Time with this symbol is leaving Postagon Ferry and Marshall. These buses are from "Park Terrace" and will operate straight on Marshall. They will not make the Marshall loop through Glendale.

(T) Thursday night only.

SATURDAY

A.M.	7:03	9:33	P.M.	2:03	4:33	7:57C
5:22	7:33	10:03	12:03	2:33	5:03	8:57C
6:06	8:03	10:33	12:33	3:03	5:33	9:57C
6:33	8:33	11:03	1:03	3:33	6:03	10:57C
	9:03	11:33	1:33	4:03	6:33	11:57C
					7:13	1:24C

SUNDAY - Note: On Sunday, ALL buses make the "Combination Route".

A.M.	7:57	10:57	1:57	4:57	7:57	10:57
6:00	8:57	11:57	2:57	5:57	8:57	11:54
6:57	9:57	12:57	3:57	6:57	9:57	1:24

To Short Time:

To Overton & Marshall add 304 minutes.
To Sauer & Marshall add 308 minutes.
To Higginson & Marshall add 312 minutes.

(C) - See Note "Combination Route".

20 - MARSHALL

OUTBOUND

Leaving LAMAR and MAIN

MONDAY through FRIDAY

A.M.	6:29	8:08	11:40	2:40	4:46	6:30
4:55	6:36	8:40	P.M.	3:04	4:54	7:30
5:34	6:51	9:10	12:10	3:24	5:03	8:30
5:58	6:56	9:40	12:40	3:45	5:11	9:30
6:10	7:05	10:10	1:10	4:08	5:18	9:30
6:15	7:32	10:40	1:40	4:25	5:30	10:30
6:23	7:50	11:30	2:10	4:37	5:42	11:30
					5:56	1:00

(*) Time with this symbol goes to "Park Terrace" and will operate straight on Marshall. They will not make the Marshall loop through Glendale.

(T) Thursday night only.

SATURDAY

A.M.	7:00	9:30	P.M.	2:00	4:30	7:30
4:56	7:30	10:00	12:00	2:30	5:00	8:30
5:38	8:00	10:30	12:30	3:00	5:30	9:30
6:00	8:32	11:00	1:00	3:30	6:00	10:30
6:30	9:00	11:30	1:30	4:00	6:45	11:30
					1:00	

SUNDAY - Note: On Sunday, ALL buses make the "Combination Route".

A.M.	7:30	10:30	1:30	4:30	7:30	10:30
5:35	8:30	11:30	2:30	5:30	8:30	11:30
6:30	9:30	12:30	3:30	6:30	9:30	1:00

(C) See Note: "Combination Route".

21 - MCKINNEY

INBOUND

Leaving TOMAICH and BEACH

MONDAY through FRIDAY

A.M.	7:05	8:53	11:53	2:29	4:39	6:03
5:44	7:19	9:23	P.M.	2:55	5:14	6:30
6:05	7:30	9:53	12:23	3:27	5:31	7:04
6:23	7:52	10:23	12:53	3:55	5:32	(C)
6:38	8:07	10:53	1:23	4:20	5:42	Note
6:55	8:26	11:23	1:53	4:36		Note

SATURDAY

A.M.	7:13	9:13	11:43	1:43	4:13	6:45
5:44	7:43	9:43	P.M.	2:13	4:43	
6:14	8:13	10:13	12:13	2:43	5:13	(C)
6:44	8:43	10:43	12:43	3:13	5:48	Note
		11:13	1:13	3:43	6:18	Note

SUNDAY
(C) See Note: "Combination Route".

To Short Time:

To La Vista & Gaston add 305 minutes.

(*) Time with this symbol are garage-bound buses. One may ride them to Peak & Gaston and transfer to downtown buses.

Schedule Subject to Change Without Notice
DALLAS TRANSIT COMPANY

21 - MCKINNEY

OUTBOUND

Leaving LAMAR and MAIN

MONDAY through FRIDAY

A.M.	7:32	9:48	P.M.	2:48	4:30	6:00
6:10	7:50	10:18	12:18	3:18	5:02	6:30
6:43	8:20	10:48	12:48	3:42	5:12	
6:55	8:50	11:18	1:18	4:02	5:12	(C)
7:22	9:18	12:48	1:48	4:24	5:36	Note
			2:18	4:37		Note

SATURDAY

A.M.	7:40	9:40	11:40	1:40	3:40	6:15
6:15	8:10	10:10	P.M.	2:40	4:10	
6:40	8:40	10:40	12:10	2:10	4:40	(C)
7:10	9:10	11:10	12:40	2:40	5:10	Note
				3:10	5:40	Note

SUNDAY
(C) See Note: "Combination Route".

(C) - "COMBINATION ROUTE"

All buses leaving Lamar at 7:00 p.m., and thereafter, Monday through Saturday, and ALL buses on Sunday will carry an "AMBASSADOR" route sign and operate over a combination route. Buses will go outbound over the regular Abrams route to the end of the line and back to Ellsworth; then over Ellsworth to Sperry. Buses will then go inbound over the regular Labroad route to Labroad to Westshore to Gaston.

20 - MARSHALL

INBOUND

Leaving FIVE MILE PR. and FRIED

MONDAY through FRIDAY

A.M.	7:05	8:30	P.M.	3:06	5:25	7:12
5:44	7:12	9:00	12:00	3:27	5:32	8:02C
6:15	7:30	9:30	12:30	3:40	5:38	9:02C
6:36	7:30	10:00	1:00	4:05	5:52	9:41CT
6:48	7:44	10:30	1:30	4:30	6:14	10:02C
6:56	7:58	11:00	2:00	4:49	6:09	11:02C
	8:12	11:30	2:30	5:06	6:23	12:02C
				5:24	6:41	1:28C

(T) Thursday night only.

SATURDAY

A.M.	7:22	9:52	P.M.	2:22	4:52	8:02C
5:49	7:52	10:22	12:22	2:52	5:22	9:02C
6:23	8:22	10:52	12:52	3:22	5:48	10:02C
6:52	8:52	11:22	1:22	3:52	6:17	11:02C
	9:22	11:52	1:52	4:22	7:02	12:02C
					1:28C	

SUNDAY - Note: On Sunday, ALL buses make the "Combination Route".

A.M.	8:01	11:01	2:01	5:01	8:01	11:01
6:04	9:01	12:01	3:01	6:01	9:01	11:58
7:01	10:01	1:01	4:01	7:01	10:01	1:28

To Short Time:

To Overton & Busma add 304 minutes.
To Sauer & Fried add 308 minutes.
To Higginson & Being add 312 minutes.

(C) See Note: "Combination Route".

HOLIDAY SCHEDULE
Sunday Schedule will be operated on July 4th., Labor Day, Thanksgiving, Christmas, and New Year.

20 - MARSHALL

OUTBOUND

Leaving LAMAR and MAIN

MONDAY through FRIDAY

A.M.	6:33	8:00	11:30	2:30	4:42	5:49
5:16	6:40	8:25	P.M.	2:36	4:30	6:10
5:48	6:50	9:00	12:00	3:18	4:58	6:45
6:05	7:00	9:30	12:30	3:33	5:07	
6:15	7:15	10:00	1:00	3:38	5:12	(C)
6:26	7:24	10:30	1:30	4:17	5:24	Note
	7:39	11:00	2:00	4:32	5:36	Note

SATURDAY

A.M.	6:50	8:50	11:30	1:30	3:30	6:30
5:23	7:20	9:20	11:30	1:30	4:30	
5:55	7:50	9:30	P.M.	2:30	4:30	(C)
6:20	8:25	10:30	12:30	2:30	5:20	Note
		10:50	12:30	3:20	5:30	Note

SUNDAY - Note: On Sunday, ALL buses make the "Combination Route".

(C) See Note: "Combination Route", and refer to Marshall outboard schedule.

(C) - "COMBINATION ROUTE"

All buses leaving Lamar at 7:00 p.m. and thereafter, Monday through Saturday, and ALL buses on Sunday, will carry "MARSHALL" route sign and will operate over a Combination Route. Buses will go outbound over the regular Marshall route to the end of the line, then over Hartness to Postagon to Isopon, to Kingsley, to Busma. Buses will then go inbound over the regular Busma route.

Schedule Subject to Change Without Notice

DALLAS TRANSIT COMPANY

19-ABRAMS

23-LAKWOOD

25-WESTSHORE

HILLGREEN & BROOKDOVE

MONDAY THROUGH FRIDAY (Only)

Buses leaving town will carry "ABRAMS" sign on long curtain and "MOCKINGBIRD HILLS" on short curtain.

INBOUND Leaving HILLGREEN & BROOKDOVE		OUTBOUND Leaving LAMAR & MAIN	
A.M.	P.M.	A.M.	P.M.
6:22	5:46*	7:17	5:09
7:02	6:02*	8:02	5:21
7:27	6:19*		5:42
7:56	6:45*		6:10
8:37*			

(*) See note below Abrams


NOTE: Between 6:00 a.m. and 8:30 a.m. from Lamar, passengers going outbound may board the regular "ABRAMS" buses and transfer to "MOCKINGBIRD HILLS" buses at Abrams and Ravendale.

No Saturday or Sunday service to Hillgreen and Brookdove.

HOLIDAY SCHEDULE

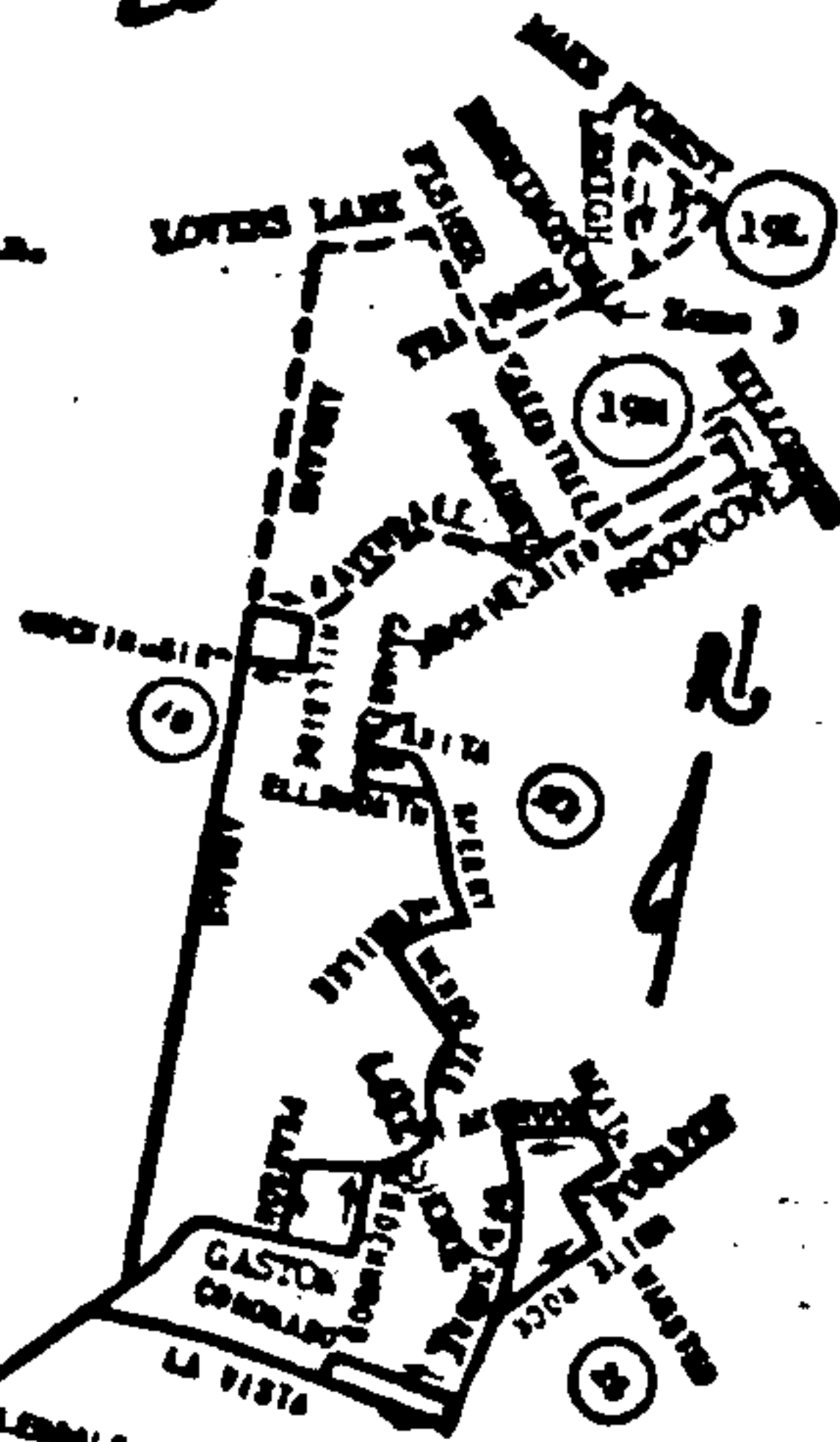
Sunday Schedule will be operated on July 4th, Labor Day, Thanksgiving, Christmas, and New Year.

----- BUS SERVICE ONLY



EFFECTIVE DATE:

Revised September 4, 1963



FISHER RD. & TRAMMEL & WALK FOREST

MONDAY THROUGH FRIDAY (Only)

Buses leaving town will carry "ABRAMS" sign on long curtain and "Lovers Lane" on short curtain.

INBOUND Leaving TRAMMEL & WALK FOREST		OUTBOUND Leaving LAMAR & MAIN	
A.M.	P.M.	A.M.	P.M.
6:32	5:39*	7:04	4:59
7:12	5:56*	7:26	5:15
7:45	6:08*	8:34	5:28
8:08	6:30*		5:53
9:12*			

(*) See note below Abrams

NOTE: Between 6:00 a.m. and 8:30 a.m. from Lamar- Passengers going outbound may board the regular "ABRAMS" buses and transfer to "Lovers Lane" buses at Abrams and Ravendale.

No Saturday or Sunday Service to Trammel and Walk Forest.

19 - ABRAMS

INBOUND Leaving HILLSIDE and RAVENDALE

MONDAY THROUGH FRIDAY		SATURDAY		SUNDAY	
A.M.	P.M.	A.M.	P.M.	A.M.	P.M.
7:06	8:16	7:03	7:28	8:28	11:28
7:16	8:32	7:58	7:58	8:58	11:58*
7:26	8:41	8:23	8:23	9:23	12:23
7:36	8:51	8:53	8:53	10:23	1:23
7:46	9:02	9:23	9:23	11:23	2:23
7:56	9:12	9:53	9:53	12:23	3:23
8:06	9:22	10:23	10:23	1:23	4:23
8:16	9:32	11:23	11:23	2:23	5:23
8:26	9:42	12:23	12:23	3:23	6:23
8:36	9:52			4:23	7:23
8:46	10:02			5:23	8:23
8:56	10:12			6:23	9:23
9:06	10:22			7:23	10:23
9:16	10:32			8:23	11:23
9:26	10:42			9:23	12:23
9:36	10:52			10:23	1:23
9:46	11:02			11:23	2:23
9:56	11:12			12:23	3:23
10:06	11:22			1:23	4:23
10:16	11:32			2:23	5:23
10:26	11:42			3:23	6:23
10:36	11:52			4:23	7:23
10:46	12:02			5:23	8:23
10:56	12:12			6:23	9:23
11:06	12:22			7:23	10:23
11:16	12:32			8:23	11:23
11:26	12:42			9:23	12:23
11:36	12:52			10:23	1:23
11:46	1:02			11:23	2:23
11:56	1:12			12:23	3:23
12:06	1:22			1:23	4:23
12:16	1:32			2:23	5:23
12:26	1:42			3:23	6:23
12:36	1:52			4:23	7:23
12:46	2:02			5:23	8:23
12:56	2:12			6:23	9:23
1:06	2:22			7:23	10:23
1:16	2:32			8:23	11:23
1:26	2:42			9:23	12:23
1:36	2:52			10:23	1:23
1:46	3:02			11:23	2:23
1:56	3:12			12:23	3:23
2:06	3:22			1:23	4:23
2:16	3:32			2:23	5:23
2:26	3:42			3:23	6:23
2:36	3:52			4:23	7:23
2:46	4:02			5:23	8:23
2:56	4:12			6:23	9:23
3:06	4:22			7:23	10:23
3:16	4:32			8:23	11:23
3:26	4:42			9:23	12:23
3:36	4:52			10:23	1:23
3:46	5:02			11:23	2:23
3:56	5:12			12:23	3:23
4:06	5:22			1:23	4:23
4:16	5:32			2:23	5:23
4:26	5:42			3:23	6:23
4:36	5:52			4:23	7:23
4:46	6:02			5:23	8:23
4:56	6:12			6:23	9:23
5:06	6:22			7:23	10:23
5:16	6:32			8:23	11:23
5:26	6:42			9:23	12:23
5:36	6:52			10:23	1:23
5:46	7:02			11:23	2:23
5:56	7:12			12:23	3:23
6:06	7:22			1:23	4:23
6:16	7:32			2:23	5:23
6:26	7:42			3:23	6:23
6:36	7:52			4:23	7:23
6:46	8:02			5:23	8:23
6:56	8:12			6:23	9:23
7:06	8:22			7:23	10:23
7:16	8:32			8:23	11:23
7:26	8:42			9:23	12:23
7:36	8:52			10:23	1:23
7:46	9:02			11:23	2:23
7:56	9:12			12:23	3:23
8:06	9:22			1:23	4:23
8:16	9:32			2:23	5:23
8:26	9:42			3:23	6:23
8:36	9:52			4:23	7:23
8:46	10:02			5:23	8:23
8:56	10:12			6:23	9:23
9:06	10:22			7:23	10:23
9:16	10:32			8:23	11:23
9:26	10:42			9:23	12:23
9:36	10:52			10:23	1:23
9:46	11:02			11:23	2:23
9:56	11:12			12:23	3:23
10:06	11:22			1:23	4:23
10:16	11:32			2:23	5:23
10:26	11:42			3:23	6:23
10:36	11:52			4:23	7:23
10:46	12:02			5:23	8:23
10:56	12:12			6:23	9:23
11:06	12:22			7:23	10:23
11:16	12:32			8:23	11:23
11:26	12:42			9:23	12:23
11:36	12:52			10:23	1:23
11:46	1:02			11:23	2:23
11:56	1:12			12:23	3:23
12:06	1:22			1:23	4:23
12:16	1:32			2:23	5:23
12:26	1:42			3:23	6:23
12:36	1:52			4:23	7:23
12:46	2:02			5:23	8:23
12:56	2:12			6:23	9:23
1:06	2:22			7:23	10:23
1:16	2:32			8:23	11:23
1:26	2:42			9:23	12:23
1:36	2:52			10:23	1:23
1:46	3:02			11:23	2:23
1:56	3:12			12:23	3:23
2:06	3:22			1:23	4:23
2:16	3:32			2:23	5:23
2:26	3:42			3:23	6:23
2:36	3:52			4:23	7:23
2:46	4:02			5:23	8:23
2:56	4:12			6:23	9:23
3:06	4:22			7:23	10:23
3:16	4:32			8:23	11:23
3:26	4:42			9:23	12:23
3:36	4:52			10:23	1:23
3:46	5:02			11:23	2:23
3:56	5:12			12:23	3:23
4:06	5:22			1:23	4:23
4:16	5:32			2:23	5:23
4:26	5:42			3:23	6:23
4:36	5:52			4:23	7:23
4:46	6:02			5:23	8:23
4:56	6:12			6:23	9:23
5:06	6:22			7:23	10:23
5:16	6:32			8:23	11:23
5:26	6:42			9:23	12:23
5:36	6:52			10:23	1:23
5:46	7:02			11:23	2:23
5:56	7:12			12:23	3:23
6:06	7:22			1:23	4:23
6:16	7:32			2:23	5:23
6:26	7:42			3:23	6:23
6:36	7:52			4:23	7:23
6:46	8:02			5:23	8:23
6:56	8:12			6:23	9:23
7:06	8:22			7:23	10:23
7:16	8:32			8:23	11:23
7:26	8:42			9:23	12:23
7:36	8:52			10:23	1:23
7:46	9:02			11:23	2:23
7:56	9:12			12:23	3:23
8:06	9:22			1:23	4:23
8:16	9:32			2:23	5:23
8:26	9:42			3:23	6:23
8:36	9:52			4:23	7:23
8:46	10:02			5:23	8:23
8:56	10:12			6:23	9:23
9:06	10:22			7:23	10:23
9:16	10:32			8:23	11:23
9:26	10:42			9:23	12:23
9:36	10:52			10:23	1:23
9:46	11:02			11:23	2:23
9:56	11:12			12:23	3:23
10:06	11:22			1:23	4:23
10:16	11:32			2:23	5:23
10:26	11:42			3:23	6:23
10:36	11:52			4:23	7:23
10:46	12:02			5:23	8:23
10:56	12:12			6:23	9:23
11:06	12:22			7:23	10:23
11:16	12:32			8:23	11:23
11:26	12:42			9:23	12:23
11:36	12:52			10:23	1:23
11:46	1:02			11:23	2:23
11:56	1:12			12:23	3:23
12:06	1:22			1:23	4:23
12:16	1:32				

100-10461

IA 214 thru 1A
223

File No. 100-10461-1A (214)

Date Received 3/10/64

From Bureau
(NAME OF CONTRIBUTOR)

(ADDRESS OF CONTRIBUTOR)

(CITY AND STATE)

By MAIL
(NAME OF SPECIAL AGENT)

To Be Returned Yes
No

Descriptions

27 slides in each set and 5 sets of photographic prints, 27 prints in each set of the autopsy on the body of Oswald by Dr. Earl Forrest Rose.

File No. 100-10461-1A (215)

Date Received 3-17-64

From Bureau
(NAME OF CONTRIBUTOR)

(ADDRESS OF CONTRIBUTOR)

(CITY AND STATE)

By MAIL
(NAME OF SPECIAL AGENT)

To Be Returned Yes
No

Description:

8 photographs mentioned
in letterhead memorandum
(serial 4497) re ASSASSINATION
OF President Kennedy.

Sent to Bureau 3-26-64
(per serial 4798)

File No. 100-10461-1A(216)

Date Received 3-15-64

From Vada Oswald
(NAME OF CONTRIBUTOR)

Denton Texas
(ADDRESS OF CONTRIBUTOR)

(CITY AND STATE)

By B. D. Odum
(NAME OF SPECIAL AGENT)

To Be Returned Yes
No

Description:

Signed Statement of
Vada Oswald dated 3-15-64

Denton, Texas

March 15, 1964

I, Yada Oswald, make the following statement to Bardwell D. Odum and R. Neil Quigley — who have identified themselves to me as Special Agents of the Federal Bureau of Investigation.

I have never heard anything from Marina Oswald or Jim Martin, her former business manager, ~~about~~ ^{v. O.} or from anyone else, except my husband, concerning a threat by Lee Harvey Oswald to shoot Richard Nixon, former Vice-President of the United States.

The only thing I have heard was from my husband, Robert L. Oswald, who told me that both Jim Martin and Marina Oswald had told him that when Richard Nixon was ~~in~~ ^{v. O.} in Dallas (and I don't know when this was) Lee Harvey Oswald had told Marina that he intended to shoot Nixon, and that Marina had locked him in the bathroom and kept him there all day. Jim Martin got this from Marina, and later Marina told my husband, Robert, but Marina did not discuss this with me. Robert told me

V.O.

about this incident sometime the latter part
of January 1964.

I have read this handwritten statement consisting
of this and one previous page and it is
true and correct to the best of my ^{V.O.} knowledge
I have placed my initials by each correction
and at the top of each page.

V.O. " Vada Oswald

Witness:

Burdwell D. Odum, Special Agent F.B.I., Dallas, Texas
R. Neil Ovington, Sp. Agt., F.B.I., Oklahoma City,
Oklahoma

Serial
3479

File No. 100-10461-1A217

Date Received 3-19-64

From C. J. PRICE
(NAME OF CONTRIBUTOR)

ADMINISTRATOR-
(ADDRESS OF CONTRIBUTOR)
PARKLAND MEMORIAL HOSPITAL
DALLAS, TEXAS
(CITY AND STATE)

By ARTHUR E. CARTER
(NAME OF SPECIAL AGENT)

To Be Returned Yes
No


Description:

LETTERS ADDRESSED TO
PARKLAND HOSPITAL
DALLAS, TEXAS
POSTMARKED 12 MAR. (PM) 1964
3 page enclosure from
Mrs E RUTH BRAY (Mrs E.F.)

3/17/64
3/17/64
3/19/64
Per

PARIAND HOSPITAL
DALLAS, TEXAS

PORTLAND, OREG. 97
12 MAR 1964
PM



STATEMENT BY EDWARD F. BRAY AS GIVING TO THE DALLAS NEWS.

THE ASSASSINATION OF THE PRESIDENT OF THESE UNITED STATES

STUDY THE ENCLOSED COPY OF MY LETTER TO THE FORMER SECRETARY OF NAVY, GOV. JOHN CONNALLY OF TEXAS. COULD I HAVE BEEN MORE EXPLICIT? AFTER HIGH NAVAL AND NAVAL INTELLIGENCE HAD BEEN MADE AWARE OF THE POSSIBILITY THAT THESE TRAGEDIES MIGHT HAPPEN, WHAT STEPS SHOULD THEY HAVE TAKEN? I ASK YOU, IF YOU RIDE IN AN OPEN CAR, PLEASE DO NOT ALLOW ANY OF THE ASSASSIN.....A DISGRUNTLED EX-SERVICEMAN
THE WEAPON.....A HIGH POWERED RIFLE
THE METHOD.....A SNIPERS BULLET AS YOU RIDE IN AN OPEN CAR before
THE LOCATION.....A PARADE IN DALLAS, TEXAS at the same day.

From remarks made to me by Naval Intelligence and the FBI, both prior to and after the Dallas tragedy, I feel sure that the letter was received in Gov. Connally's office during the week ending AUGUST 17, 1963.

As Field Engineer in charge of the Navy MK46 Sea Acceptance tests I was cleared by NAVY, FBI and the BENDIX CORPORATION for top LEVEL SECRET CLEARANCE. Prior to writing the letter to Gov. Connally I well knew that Government Officials would be notified of the receipt of this letter and that it would be kept on file.

After the Submarine Thresher tragedy I was contacted numerous times by members of various "ism" groups. Government Officials are aware of these contacts and I have co-operated with Government Officials by telling them of these contacts.

I am not now, and at no time in my life have I ever been a member of any "ism" group or any form of "Hate" group.

The Dallas News may use this statement in any way to further the cause of justice.

Edward F. Bray

Edward F. Bray

The American people have been BETRAYED. In one of the many letters written by Admiral Hines, USN, he states, "the correspondence in this case has been voluminous." I have many, many letters written by NAVY OFFICIALS and OTHERS, still this fact remains:

I HAVE AUTHENTIC NAVY/BENDIX DOCUMENTS AND OTHER PROOF THAT THE BENDIX CORPORATION OBTAINED BY FRAUDULENT METHODS MANY MILLIONS OF DOLLARS OF THE AMERICAN TAXPAYERS MONEY. ADMIRAL HINES, USN, DEPUTY CHIEF, NAVAL WEAPONS BUREAU AND OTHER NAVAL OFFICIALS HAVE BEEN MADE AWARE OF THIS FRAUD. I QUOTE FROM A LETTER TO THE SECRETARY, (CERTIFIED MAIL # II4906 " Request that the Sec. name an Engineer of his choice, Admiral Hines to name an NAVAL eng. and its ok by me if Bendix entire Eng. staff is present, I will prove to all present that the entire data reduction charts are false....prepared by BENDIX ENGS. for one purpose only TO DEFRAUD THE UNITED STATES GOVERNMENT."

3220 S. J. 23rd.
Portland, Oregon
August 12, 1963

(Written 3 Months prior to Dallas Tragedy)
Hon. John Connally
Gov. State of Texas
Austin, Texas

Dear Governor:

A plot is under way to assassinate you. As a former Secretary of Navy you are aware of the Submarine Thresher disaster and how the Bendix Corp. used FRAUDULENT PRESSURE/DEPTH curves on equipment designed and built by Bendix for submarines of the Thresher class.

An organization known as ,THE JUSTICE FOR THE CREW OF THE THRESHER is being formed. Former servicemen, with a grudge against the military are being recruited. There are 2 groups of this organization, one in Dallas, Texas and the other in Columbus, Ohio.

SIR, I BEG OF YOU, if you do visit Dallas and ride in an open car, PLEASE do not allow any of your loved ones to ride in an open car with you. If a snipers bullet, meant for you was fired from a high power rifle by one of these disgruntled former servicemen, struck one of your loved ones, instead of you. Stop and ask yourself this question, WOULD I BE ABLE TO CARRY THIS TRAGEDY WITH ME THE BALANCE OF MY LIFE?

Respectfully yours,

Edward F. Bray

Edward F. Bray EE

Field Eng. in Chg. Navy MK46 Sea Acceptance Tests.
Naval Torpedo Test Station. Keyport, Wash.

Copy to

Hon. John Tower. U. S. Senator

A copy of this letter was witnessed by (V.W.) before a Notary Public on Aug. 12, 1963.

On March 2, 1963 I wrote Secretary of Navy Fred Korth a letter(Certified Mail return receipt # 684078). In this letter I informed the Sec, that the Bendix Corp. was using Fraudulent methods on the Navy MK46 project. I enclosed NAVY/ BENDIX blue prints (XSA7083153) and other documents. I ask the Secretary of Navy to investigate before it became necessary for him to send telegrams to the next of kin, "WE REGRET TO INFORM YOU THAT YOUR SON IS MISSING ON THE US SUB..... On April 10, 1963, W. T. HINES. REAR ADMIRAL, USN. DEPUTY CHIEF, BUREAU OF NAVAL WEAPONS WAS WRITING A LETTER IN ANSWER TO MINE TO THE SEC. THIS LETTER WAS BEING WRITTEN AT THE VERY TIME THAT THE SUBMARINE THRESHER WAS MAKING HER LAST DIVE WITH 129 YOUNG AMERICANS ABOARD.

THE PRESIDENT OF THE U. S. AND 129 OTHER YOUNG AMERICANS HAVE MET VIOLENT DEATHS. HIGH NAVAL OFFICIALS, NAVAL INTELLIGENCE AND OTHER OFFICIALS WERE WARNED THAT THESE TRAGEDIES MIGHT HAPPEN. Out of funds appropriated by congress each year, the yearly take of the BENDIX CORP. IS AROUND \$500 MILLIONS. I have AUTHENTI NAVY/ BENDIX DOCUMENTS THAT PROVE THAT THE BENDIX CORP. OBTAINED MANY MILLIONS OF DOLLARS ON THE NAVY MK46 PROJECT BY FRAUDULENT METHODS.

EFB

260 W. E. 12th
 Portland, Oregon
 Feb. 12, 1964

Harry McCormick
 The Dallas News
 Dallas, Texas

Dear Mr. McCormick:

Thank you very much for your letter....Enclosed is a signed statement regarding the letter written by Edward F. Bray to John Connally. That letter was dropped in an out of way mail box shortly after 6pm on August 12, 1963. It would have been picked up at 1:30pm on Aug. 13. It was sent regular mail, no return address on the envelope. It should have reached Austin by the 16th.

If you will check the photostat for the month of August which we sent you under the 23rd you will see this note "Herder & P. Inspt.". Mr. Louis B. Herder, Naval Intelligence Officer (Office 511 N.W. Broadway) and a U.S. Postal Inspector came to our house. Mr. Bray spread various photostats on the table and again Mr. Herder refused to discuss them with Mr. Bray.

Mr. Herder talked to Mr. Bray about various groups of "ism" people who had contacted Mr. Bray. An organization in Texas and Ohio was discussed. Mr. Bray told the Postal Inspector "Here are copies of various letters written by me, also replies from high Navy and Govt. Officials." I heard my husband tell the Postal Inspector "I have never sent anything through the mails without my signature and address on it. I have documentary proof to back up anything I sent through the mails." The Postal Inspector looked over various documents and photostats and then the 2 men left our house.

On Aug. 27 you will see this note "Herder Called". Mr. Herder and Mr. Bray discussed at great length the afore mentioned organizations. Under Aug. 28 is the note "no. left Ann Sullivan". Ann Sullivan is an AP reporter here in Portland. Mr. Bray had informed her office that he had some information that he felt should be made public. Mr. Herder knew all about Ann Sullivan. He told Mr. Bray "THE MEN OF THE THRESHER ARE DEAD. Photostats of some of the letters written by NAVAL OFFICIALS and YOU have fallen into the hands of the next of kin. It is causing them untold grief." He asked Mr. Bray if he had taken part in any of these "ism" groups and Mr. Bray told him "NO". Then Mr. Herder asked him to refrain from any participation in any organization that might be tryin to cause the Navy trouble. Mr. Bray voluntarily agreed to not furnish anyone with photostats, but would wait a reasonable length of time to allow Navy to make a full investigation.

Nov. 24 (Sunday). Mr. Herder came to our house. He and Mr. Bray had a lengthy discussion. Nov. 26, Mr. Sherk of the local office of the FBI called. He Stated, "When officials in Texas who are investigating the case come across your letter to Gov. Connally they will contact us at once. We don't want to look like fools up here, Bray did you write the Letter?" Mr. Bray answered "YES". In answer to your question "was it received by the governor? I have no way of knowing if the letter was recieved or not, however, isn't it reasonable to assume that the letter was recieved by the governor?."

Sincerely yours,

(signed) Ruth Bray. (Mrs. E. F.)

We use a large "Date Calendar" to make notes on of tele calls, milk deliveries, appointments, callers, etc. The photostat refered to in the above letter was made from the MONTH OF AUGUST, 1963 of this calendar.

File No. 100-10461-1A218

Date Received 3-19-64

From SA ARTHUR E. CARTER
(NAME OF CONTRIBUTOR)

(ADDRESS OF CONTRIBUTOR)

(CITY AND STATE)

By ARTHUR E. CARTER
(NAME OF SPECIAL AGENT)

To Be Returned Yes
No

Description:

12 - exposed film
4x5 Tri X Pan.
Taken with 4x5
Brown Super Graphic
camera =
Not developed =
Turned over to
Inspector J. GAUTHIER
2/19/64 DC

File No. 100-10461-1A219Date Received 3-18-64From S. L. Malone, Gay-Treas.
(NAME OF CONTRIBUTOR)Jaggars-Chiles-Stovall, Inc.
(ADDRESS OF CONTRIBUTOR)Dallas, Texas.
(CITY AND STATE)By Ernest E. Horton
(NAME OF SPECIAL AGENT)To Be Returned Yes
No

Description:

- (1) Employer's Withholding
Exemption Certificate of Lee H.
Crawford, dated 10/12/62.
- (2) Jaggars-Chiles-Stovall, Inc.
Time Records (138) of Lee H.
Crawford for each day worked
from 10/12/62 thru 4/6/63.

3/18/63 sent to Bureau
HLL

File No. 100-10461-1A220

Date Received 3-18-64

From SA-ARTHUR E. CARTER
(NAME OF CONTRIBUTOR)

(ADDRESS OF CONTRIBUTOR)

(CITY AND STATE)

By SA-ARTHUR E. CARTER
(NAME OF SPECIAL AGENT)

To Be Returned Yes
No

Description:

24

1-

- 20 envelopes -

(A) Photos of route
from 411 E. 1st St. to
Murphy to Hanson
& Jackson

(B) O.C. history &
Jefferson Ave & 1st

Thames =
3/19/64 Given To Insp. L. BATHIER
PIC

File No. 100-10461-1A221

Date Received 3-17-64

From Dr. ARTHUR E. CARTER
(NAME OF CONTRIBUTOR)

(ADDRESS OF CONTRIBUTOR)

(CITY AND STATE)

By SA ARTHUR E. CARTER
(NAME OF SPECIAL AGENT)

To Be Returned Yes
No

Description:

(1) 12 -

(2) Vic. 400 N. Buckley -
To Zone 1000 N. Buckley

(3) DOCKHS Motor
501 Jefferson

(4) 1026 N. Buckley

3-19-64 Minn To Insp L.V. GUTHRIE
ALL

File No. 100-19461-1A222

Date Received 3-16-64

From SA ARTHUR E. CARTER
(NAME OF CONTRIBUTOR)

(ADDRESS OF CONTRIBUTOR)

(CITY AND STATE)

By SA ARTHUR E. CARTER
(NAME OF SPECIAL AGENT)

To Be Returned Yes
No

Description:

(15)
11 - 400 E. 10th St
also car & phone
car & washer

3-15-64 from To Insp. L. J. GAUTHIER
AEC

File No. 100-10461-1A223

Date Received 3-16-64

From Dr. Earl Forrest Rose
(NAME OF CONTRIBUTOR)

Parkland Memorial Hospital
(ADDRESS OF CONTRIBUTOR)

Dallas, Texas
(CITY AND STATE)

By Arthur E. Carter
(NAME OF SPECIAL AGENT)

To Be Returned Yes
No

Description: Copy of Pathology
Laboratory Report re J. D. Tippitt.

BERKLAND MEMORIAL HOSPITAL

PATHOLOGY LABORATORY

Autopsy Number: M63-352

Unit No.

Name: Tippit, J. D.

Age: 39 Race: White Sex: Male

Admitted: 11-22-63 DOA

Expired:

Autopsy date: 11-22-63, 3:15 P.M.

Service:

Autopsy by: Earl F. Rose, M. D.

~~W.H.H.H.H.~~ Coroner: Judge Joe B. Brown, Jr.

Restrictions: None

EXTERNAL EXAMINATION:

External examination reveals a well developed white male measuring 5 foot, 11 inches in length and weighing an estimated 175 to 180 pounds. The hair is black, slightly wavy, very slight frontal balding. The irides are blue, the pupils are equal at 5 mm. Rigor is not present. Very slight posterior mottled lividity and body heat is present. Oral hygiene is good. The neck is not remarkable. Hair distribution is normal, the penis is circumcised. Identification bands on the left wrist, right wrist and left ankle.

There are four entrance types of wounds. No. 1 is $4 \frac{3}{4}$ inches from the top of the head and $3 \frac{3}{4}$ inches to the right of the midline. This measures $\frac{3}{8} \times \frac{1}{4}$ inch and is surrounded by a contusion ring. No powder tattooing is noted at the margins.

Wound No. 2 is 17 inches from the top of the head on the right chest. It is 4 inches to the right of the midline, above and slightly medial to the right nipple. It measures $\frac{3}{8} \times \frac{1}{4}$ of an inch, surrounded by bruising. There is also a contusion ring.

Wound No. 3 is 21 inches from the top of the head, along the anterior lateral side of the right chest and is 6 inches to the right of the midline. This measures $\frac{5}{16} \times \frac{1}{4}$ of an inch and is surrounded by a contusion ring.

Wound No. 4 on the left chest is $20 \frac{1}{2}$ inches from the top of the head, $1 \frac{1}{2}$ inches to the left of the midline. The wound measures $\frac{3}{4} \times \frac{3}{8}$ of an inch, is transverse and surrounding this is a $\frac{1}{4} \times \frac{3}{4}$ inch abrasion.

There is tanning of the arms. On the left arm there is a tattoo being "Tippit". On the dorsum of the left hand there is a crusted abraded area measuring $\frac{1}{4} \times \frac{1}{4}$ inch and a fresh abraded area on the dorsum of the right hand which measures $\frac{1}{4} \times \frac{1}{4}$ inch. The nails are quite well cared for although slightly dirty. Scar above the left knee, runs in an oblique fashion, crosses to the medial aspect of the knee, terminates on the leg measuring 7 inches. Poorly defined $\frac{1}{4}$ inch inoculation type of scar on the left deltoid region.

$16 \frac{1}{2}$ inches from the top of the head, $\frac{3}{4}$ of an inch to the right of the midline of the back in the subcutaneous tissue a missile is recovered from this region. This is associated with the Wound No. 3.

INCISIONS: The standard "Y" thoracoabdominal and intermastoid incisions are utilized. Examination of the wound of the right temple is made. It is found to enter in the right middle cranial fossa, pursues a course which is slightly upward, backward and

to the left. There is fracturing about the entrance and extensive fractures as it strikes the left occipitoparietal bone. It is recovered in this region, 3 inches to the left of the midline and approximately 1 inch from the top of the head. Examination of the brain is made. The brain weighs 1350 gm. The course of the missile through the brain is followed. It is found to enter the right temporal lobe, coursed through the brain transecting the brain stem, severing the cerebral peduncles surrounded by extensive hemorrhage, and found to exit from the brain substance in the calcarine gyrus to the left of the midline. There are penetrations of the meninges in the regions described. Examination of the brain is otherwise not remarkable.

The abdominal panniculus measures up to $7/8$ of an inch. The organs are in the normal position. Examination of the serous cavities is made. There is found to be extensive peritoneal hemorrhage, approximately 300 cc. In the right pleural space there is in excess of 1000 cc. of blood.

THE COURSES OF THE MISSILES ARE FOLLOWED. The wound described as No. 2 is found to go between the second and third rib. The missile is found to penetrate the anterior edge of the right upper lobe. The bullet is found to go into the pericardial sac, there is extensive hemorrhage in the pericardial sac, approximately 4 ounces. Passes through the superior vena cava. It exits into the mediastinum, strikes the fourth thoracic vertebra to the left of the midline, courses in the substance of the vertebra and is recovered slightly to the left of the vertebra approximately 16 inches from the top of the head, having pursued a course very slightly upward, to the left, and backwards.

Wound No. 3 is found to penetrate the chest wall as externally described, is surrounded by hemorrhage, notching the dorsum of the sixth rib slightly lateral to the costochondral junction. It penetrates the anterior edge of the right lower lobe of the lung, the diaphragm, penetrates the liver, the entrance wound to the liver and laceration which is approximately 3×2.5 cm. It pursues a course backward, upward, and to the left and is recovered from the soft tissue of the back, $16\frac{1}{2}$ inches from the top of the head and $3/4$ of an inch to the right of the midline. In its course it is also found to again penetrate the diaphragm after going through the liver and penetrates the posterior aspect of the right lower lobe.

Wound No. 4 is examined. It is found to be superficial and no penetration of the rib cage is noted. There is hemorrhage beneath the abraded and bruised area adjacent to the wound. No missiles are present in this area.

LUNGS: The lungs together weigh 1200 gm. The penetrations of the lung have previously been described. There are areas of atelectasis and along the courses of the bullet through the lung there is extensive hemorrhage.

LIVER: The liver weighs 1670 gm. The penetrations of the liver have previously been described. The cut surface of the liver is not remarkable.

GALLBLADDER & BILIARY TREE: Not remarkable.

PORTACAVAL SYSTEM: Not remarkable.

KIDNEYS: The kidneys together weigh 350 gm. The capsule strips quite easily and they are pale.

ADRENALS: Not remarkable.

SPLEEN: The spleen weighs 100 gm. The capsule is smooth. The cut surface is not remarkable.

HEART: The heart weighs 320 gm. There is an epicardial ecchymosis, anterior surface, left ventricle. This is at the apex. The coronary arteries are opened in situ. They are found to be of good caliber, free of occlusions. The valves are not remarkable. The myocardium grossly is not remarkable.

PANCREAS: Not remarkable.

INTESTINAL TRACT: The stomach contains partially digested food, approximately 5 ounces. The duodenum is not remarkable. The small and large bowel are not remarkable. The appendix is present.

MUSCULO-SKELETAL SYSTEM: The musculo-skeletal system is not remarkable except for the previously described bullet injuries.

LYMPHATICS: Not remarkable.

MICROSCOPIC:

- Brain:** There is disruption of brain tissue with fresh hemorrhagic extravasations.
- Liver:** There is disruption with fresh hemorrhages. No inflammation or organization. Otherwise not remarkable.
- Kidney:** Non-contributory.
- Pancreas:** Non-contributory.
- Lung:** There is disruption of the parenchyma with fresh hemorrhages.
- Adrenal:** Non-contributory.
- Skin:** Sections of skin show disruption with hemorrhages. There is no inflammation or organization.
- Heart:** Non-contributory.

FINDINGS:

Gunshot wound to the head.

Brain parenchymal damage and hemorrhage.

Gunshot wounds of the chest.

Penetrations of the right lung, superior vena cava, and liver.

Right hemothorax.

Peritoneal hemorrhage.

Pericardial hemorrhage with cardiac tamponade.

CAUSE OF DEATH:

Gunshot wounds of the head and chest.



Earl F. Rose, M. D.

DALLAS COUNTY HOSPITAL DISTRICT
(Parkland Memorial Hospital)

Date 11/26/63

TOXICOLOGICAL REPORT

Case of J. D. Tippit Autopsy No. ML63-352

Autopsy by Dr. Rose On 11/22/63

Examined for Alcohol and barbiturate.

Organs submitted Blood.

RESULTS OF ANALYSIS:

Poisonous Gases -

Volatile Poisons Negative.

Acid-Ether soluble poisons Negative.

Alkaline-Ether soluble poisons -

Ammonia-Ether or amm.-Chloroform soluble poisons -

Metallic Poisons -

Mineral acids and alkalies -


Halogens and their salts -

Salts of Oxy-acids -

Poisons isolated by special methods -

REMARKS:

Blood type = "A"


Toxicologist, Dallas County Hospital
District

DALLAS COUNTY CRIMINAL INVESTIGATION LABORATORY
(Parkland Memorial Hospital
Dallas, Texas)
BLOOD ALCOHOL REPORT

Case of ML63-352 Referred by Medical Staff

Blood drawn by _____ At Parkland Hospital

Date _____ Time _____ AM. PM. Antiseptic used _____

Officers, identification, etc.: _____

Specimen received from: _____

Dallas P.D. Lock Box at 1:15 AM. PM. Date 11/25/63 By J. Patterson

E.C. Lab. Lock Box at _____ AM. PM. Date _____ By _____

Other (Describe): Morgue ice box.

Specimen transferred to M. R. Ray (Analyst).

Time 1:30 AM. PM. Date 11/25/63 By Winston Patterson

Specimen container: One test tube stoppered with rubber stopper.

Information from: _____

Analytical

Specimen: _____ Date and time of analysis 11/25/63 1:40 AM. PM.

Whole Blood

Plasma or serum

Analyst: M. R. Ray

Date (Micro-Greenberg Method):

W ₁	=	2.82	U ₁	=	2.78
W ₂	=	2.82	U ₂	=	2.78
W av.	=	2.82	U av.	=	2.78
B ₁	=	2.86	S ₁	=	0.19
B ₂	=	2.86	S ₂	=	0.19
B av.	=	2.86			

Calculation:

Negative for alcohol.

Gas chromatogram Yes No

Result: Alcohol content Negative.



Dallas City-County Criminal
Investigation Laboratory

G. HOT WOUND CHART

Name J. H. D. Tipton

County Mo. No. 352-63

		WOUND NO.											
		1		2		3		4		5		6	
		Ent.	Ex.	Ent.	Ex.	Ent.	Ex.	Ent.	Ex.	Ent.	Ex.	Ent.	Ex.
1. Location of wound:	Head	<input checked="" type="checkbox"/>											
	Neck												
	Chest			<input checked="" type="checkbox"/>		<input checked="" type="checkbox"/>		<input checked="" type="checkbox"/>					
	Abdomen												
	Back												
	Right												
	Left												
	Right												
	Left												
	2. Size of wound:	Diam.											
Width		$\frac{1}{4}$ "		$\frac{1}{4}$		$\frac{1}{4}$		$\frac{3}{8}$					
Length		$\frac{3}{8}$		$\frac{3}{8}$		$\frac{5}{16}$		$\frac{3}{4}$					
3. Inches from wound to:	Top of head	$4\frac{3}{4}$		17		21		$26\frac{1}{2}$					
	Right of midline	$3\frac{3}{4}$		4		6							
	Left of midline							$1\frac{1}{2}$					
4. Powder burns:	On skin												
	Clothing			<i>To be taken to crime laboratory</i>									
	Absent	<input checked="" type="checkbox"/>											
5. Direction of bullet through body:	Backward	<input checked="" type="checkbox"/>		<input checked="" type="checkbox"/>		<input checked="" type="checkbox"/>							
	Forward												
	Downward												
	Upward	<input checked="" type="checkbox"/>		<input checked="" type="checkbox"/>	Slightly		<input checked="" type="checkbox"/>						
	To right												
	To left	<input checked="" type="checkbox"/>		<input checked="" type="checkbox"/>		<input checked="" type="checkbox"/>							
6. Bullet found:	Calibre	<i>Recovered</i>		<i>Recovered</i>		<i>Recovered</i>		<i>superficial wound penetrated muscle in body</i>					
	Shotgun												

Photographs made: Yes No

X-rays made: Yes No

REMARKS: *a measurements in inches*

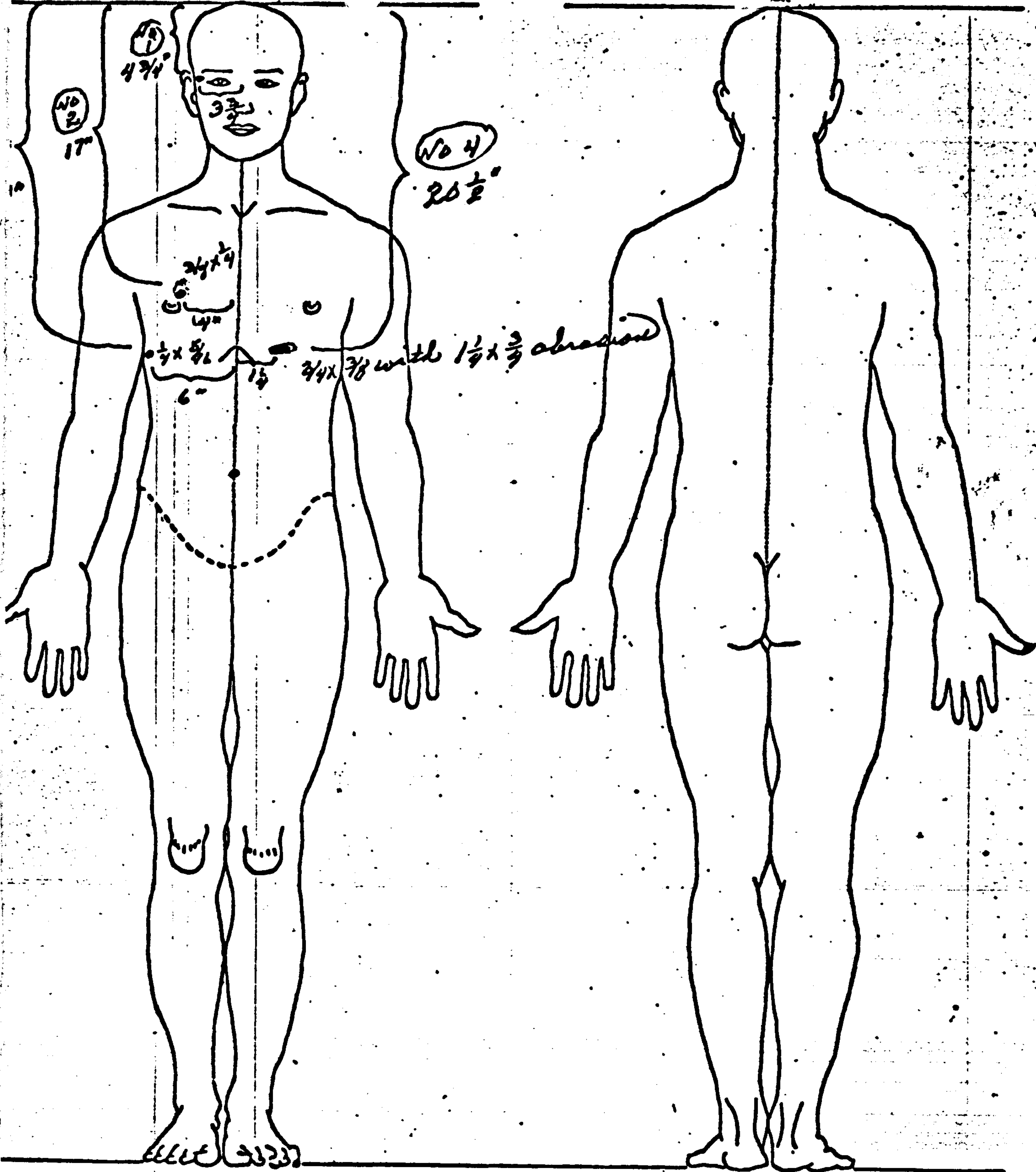
Hand of Tipton

no. 10. 10. 10

BODY DIAGRAM

Front

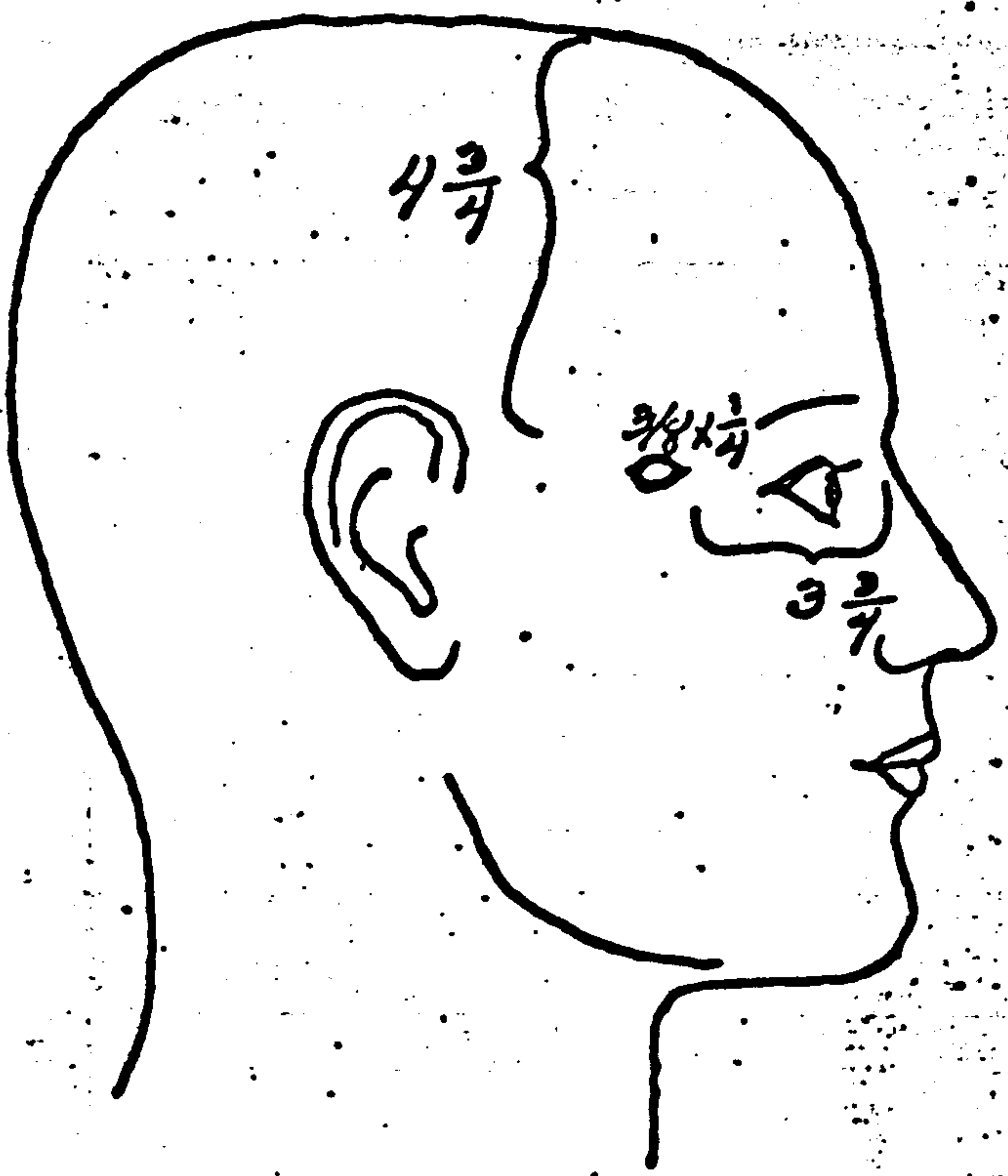
ck



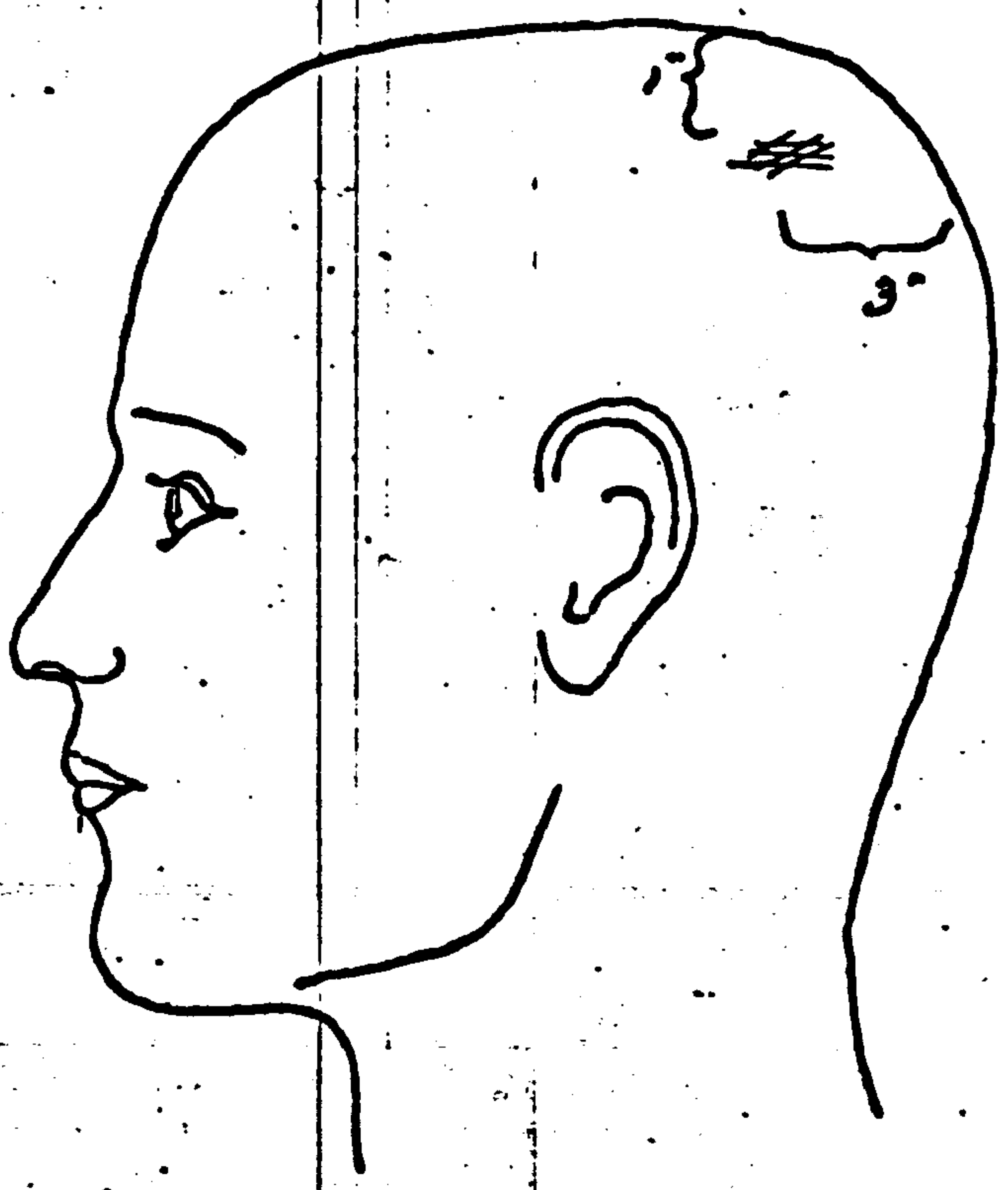
Decedent's Height 5ft 11 inches

Name J. H. Tippit No 352-63
Examined [Signature]
By E. F. Moss, M.D. Date 11-22-63

Right




Left



Wound No. 1.

Decedent's Name J. B. Tippit No. 352-63
 Examined [Signature]
 By P. F. Rose, M.D. Date Nov 22, '63



the medial malleolus on the right side there is a $1\frac{3}{4}$ inch transverse cut-down⁻¹ incision. Cephalad to this is a transverse $1\frac{3}{4}$ inch superficial transverse⁻² incised wound. Above the left medial malleolus there is a $1\frac{1}{2}$ inch cut-down type⁻³ of incised wound. To the left of the midline region of the second thoracic vertebra⁻⁴ there is a very faint $\frac{3}{8}$ inch bluish discolored area. In the right antecubital⁻⁵ fossa is a very tiny needle puncture type of wound surrounded by bluish discolora-⁻⁶ tion. In the left antecubital fossa there are three small needle puncture type of⁻⁷ wounds surrounded by bluish discoloration. The nails are examined. They are⁻⁸ somewhat dirty although quite well cared for. No evidence of injury is noted.⁻⁹ On the midportion dorsum of the left hand, there is a poorly defined pale white⁻¹⁰ oblique $\frac{1}{2}$ inch scar. Over the volar aspect of the right wrist there is a trans-⁻¹¹ verse superficial $\frac{1}{4}$ inch abrasion. Volar aspect of the left wrist there is a⁻¹² transverse $1\frac{3}{4}$ inch slightly raised white scar. Medial aspect of the right knee⁻¹³ reddish very poorly defined $\frac{7}{8} \times \frac{1}{4}$ inch reddish discoloration. Over the left⁻¹⁴ arm, below the deltoid there is a transverse $\frac{5}{8} \times \frac{3}{4}$ inch somewhat puckered and⁻¹⁵ irregular scar. A few striae along the lateral aspect of the thighs. Some of⁻¹⁶ the hair of the chest has been shaved. In addition, to the left of the midline⁻¹⁷ there is a round poorly defined round impression on the skin, the diameter of⁻¹⁸ which is 2 inches. Over the medial aspect mid-distal third of the left arm there⁻¹⁹ is a $1\frac{1}{4}$ inch vertical scar with cross hatching.⁻²⁰

23 inches from the top of the head and $3\frac{3}{8}$ inches to the left of the midline anteriorly and $10\frac{3}{4}$ inches to the left of the midline posteriorly, over the lower aspect of the left chest there is an entrance type of wound which measures $\frac{1}{4} \times \frac{5}{16}$ inch in diameter. This is surrounded by a contusion ring, the total diameters of the contusion ring are $\frac{3}{8}$ of an inch.

22 inches from the top of the head and $9\frac{3}{4}$ inches to the right of the midline anteriorly and $8\frac{1}{4}$ inches to the right of the midline of the back there is a vertical 2×1 inch gapping wound. Posterior to this by $\frac{1}{2}$ inch there is a $\frac{3}{4} \times \frac{3}{8}$ inch irregular contused area.

INCISIONS: The standard "Y" thoracoabdominal and intermastoid incisions are utilized. Reflecting the skin there is found to be a wound between the fourth and fifth rib which extends through the soft tissue and measures 6 inches in length. This conforms to the wound on the left chest. The incision is continued through the abdominal wound as well as the thoracotomy wound to the left of the midline of the chest.

SEROUS CAVITIES: Examination of the serous cavities is made. In the left pleural space approximately 175 cc. of blood. In the right pleural space there is in excess of 600 cc. of blood. In the peritoneal cavity there is in excess of 1000 cc. of blood with clot formation. In addition, there is massive retroperitoneal hemorrhage. The omentum adjacent to the transverse colon and stomach is hemorrhagic and irregularly torn.

The abdominal panniculus measures $1\frac{3}{4}$ inches.

THE COURSE OF THE WOUND IS FOLLOWED. It is found to notch the undersurface of the seventh rib at the costochondral junction, this is surrounded by hemorrhage. In its course it notches the diaphragmatic attachment in this region, however, the left lung is not penetrated. The course is found to go from left to right and backward. In its course it is found to strike the anterior edge of the spleen and there is a cruciate laceration of the spleen measuring approximately 1.5×2 cm.

The missile is found to penetrate the stomach along the greater curvature of the body of the stomach, the penetration measuring 9 mm. It exits from the stomach along the posterior wall, lesser curvature, 2 cm. distal to the cardioesophageal junction. The penetration measures 8 mm. It pursues a course backwards and to the right slightly caudad to the celiac axis and there is extensive hemorrhage in this area. The anterior and right antero-lateral aspect of the aorta is torn with the superior mesenteric artery being severed. The right renal artery shows destruction and hemorrhage along the cephalad portion. The right renal vein is torn and the tear involves the inferior vena cava, the dorsal surface. It courses through the upper pole of the right kidney along the anterior surface causing a jagged and irregular laceration covering a distance of 5 x 2 cm. with penetration into the calyces. It becomes peritonealized in the hepatorenal pouch and there is a jagged and irregular laceration of the liver covering a distance of 9.5 x 2 x 2 cm. From the liver it penetrates the diaphragm posteriorly on the right side. It then passes adjacent to the lung in the pleural space and the right lung is not penetrated. The eleventh rib to the right of the midline is irregularly fractured and an exit type of wound in this region and in the soft tissue along the posterior axillary line right side there is an incised wound and fragmentation of the rib.

NECK ORGANS: The neck organs are examined. They are not remarkable. The hyoid is intact. No evidence of injury is noted. The thyroid gland is not remarkable grossly.

LUNGS: The trachea and bronchi are not remarkable. The right lung is quite well aerated. The left lung is atelectatic. The peribronchial tissue is not remarkable, however, there is hemorrhage in the posterior mediastinum.

HEART: Examination of the right atrium as well as the right ventricle and a pulmonary artery shows frothing bubbles. The epicardium is markedly congested with petechial hemorrhages, more marked over the left ventricular portion. The heart weighs 330 gm. There are a few subendocardial petechial hemorrhages. Along the anterior right ventricular surface there is a single suture. This is in the epicardial fat. The right ventricle measures 2 to 3 mm., the left 1.2 to 1.3 mm. The valvular circumferences are as follows: aortic valve - 7 cm., mitral valve - 10.5 cm., tricuspid valve - 11.5 cm., and pulmonic valve - 7 cm. The coronary ostia are in the normal location. The coronary arteries are examined in situ, found to be thin, delicate, of normal distribution and free of occlusions. There are left ventricular myocardial hemorrhages.

LIVER: The liver weighs 1260 gm. The penetration of the liver has previously been described.

GALLBLADDER & BILIARY TREE: Not remarkable.

PORTACAVAL SYSTEM: Examination of the portacaval system is made. There is frothing blood in the portacaval system. Extensive hemorrhage is noted to surround this, particularly in the region of the pancreas.

PANCREAS: The pancreas is surrounded by hemorrhage. The parenchyma of the pancreas is not penetrated and the ductal system is not remarkable.

SPLEEN: The spleen weighs 200 gm. The penetration of the spleen has previously been described.

DIAPHRAGMS: The penetrations of the diaphragms have previously been described.

RETROPERITONEAL TISSUE: There is massive hemorrhage.

GREAT VESSELS: The penetration of the aorta has previously been described. The aorta is otherwise smooth and elastic. There is extensive periaortic hemorrhage which extends above the diaphragm in the posterior mediastinal tissue.

KIDNEYS: The kidneys weigh 450 gm. The destruction to the right kidney has previously been described. The capsule strips with slight difficulty. The cortical surfaces are smooth and pale. The corticomedullary junction is indistinct. The cortices measure 5 to 7 mm. There is hemorrhage into the parenchyma with destruction of the right kidney as previously described. The penetration of the calyces has also been described. About the pelvis of the right kidney there is extensive hemorrhage. The pelvis and ureters are otherwise not remarkable. The bladder contains bloody urine. The prostate is grossly not remarkable.

ADRENALS: The adrenals are both surrounded by hemorrhage, however, both are intact.

INTESTINAL TRACT: The small and large bowel are examined. They are free of penetrations. The appendix is identified. The large bowel contains some formed stool. The penetrations of the stomach have previously been described and there is blood in the stomach. The rugal pattern is not remarkable. The duodenum is not remarkable.

THYMUS: The thymus weighs approximately 15 gm., is quite fibrotic.

SCALP, SKULL, CRANIAL CAVITY & DURA: Not remarkable. No evidence of injury is noted.

BRAIN: The brain weighs 1450 gm. The brain is symmetrical. The external surface of the brain is not remarkable. Configuration is normal. Multiple sections through the brain are taken and fail to reveal any abnormalities. The ventricular system is symmetrical. No abnormalities are encountered. The vascular system is not remarkable and the vessels are thin and delicate. The calvarium is not remarkable. The cervical vertebra and odontoid are not remarkable.

MICROSCOPIC:

- Aorta: There is disruption with fresh hemorrhage. No inflammation or organization.
- Heart: There are hemorrhages in the epicardial fat, mild interstitial edema and focal fragmentation of the muscle fibers.
- Lung: Areas of atelectasis and focal alveolar hemorrhagic extravasations.
- Liver: Disruption with fresh hemorrhages, otherwise non-contributory.
- Bowel: There are disruptions of the stomach with hemorrhages adjacent. The remainder of the bowel sections are non-contributory.
- Spleen: There is disruption along one margin, otherwise non-contributory.
- Thyroid: Non-contributory.
- Pancreas: Non-contributory.
- Gallbladder: Non-contributory.
- Prostate: Non-contributory.
- Lymph Nodes: Non-contributory.
- Adrenals: There is extensive fresh hemorrhage adjacent, otherwise non-contributory.
- Skin: Section through the entrance wound shows disruption with fresh hemorrhages. There is no organization or inflammation. Some amorphous debris and fibers in the depths of the wound.
- Kidney: Sections show disruption of the right kidney with hemorrhages which are marked in the pelvic fat and perirenal tissue.
- Central Nervous System: Multiple sections are examined and they are non-contributory.

FINDINGS:

Chest, left, gunshot wound.

Penetration of the spleen, stomach, aorta, kidney, liver and diaphragm.

Massive retroperitoneal hemorrhage.

Massive peritoneal hemorrhage.

Right and left hemothorax.

Heart, left ventricular epicardial and myocardial hemorrhages.

Atrium, right; ventricle, right; pulmonary artery, - air.

Lung, left, atelectasis.

Chest, left, thoracotomy.

Abdomen, laparotomy incision.

Arm, left; arm, right; ankle, right; ankle, left - cut-down incisions.

Chest, right, incised wound.


Eye, left, periorbital hematoma.

Forehead and lip, abrasion.

Left wrist and left arm, scars.

CAUSE OF DEATH:

Hemorrhage, secondary to gunshot wound of the chest.


Earl F. Rose, M. D.

DALLAS COUNTY HOSPITAL DISTRICT
(Parkland Memorial Hospital)

Date 11/26/63

TOXICOLOGICAL REPORT

Case of Lee Harvey Oswald Autopsy No. ML63-356

Autopsy by Dr. Rose On 11/24/63

Examined for Alcohol and barbiturate.

Organs submitted Blood (see also report on skin, below).

RESULT OF ANALYSIS:

Poisonous Gases -

Volatile Poisons Negative.

Acid-Ether soluble poisons Negative.

Alkaline-Ether soluble poisons -

Ammonia-Ether or am.-Chloroform soluble poisons -

Metallic Poisons -

Mineral acids and alkalies -

Halogens and their salts -

Salts of Oxy-acids -

Poisons isolated by special methods -

REMARKS: Blood type = "A"

No nitrates were detected around the bullet hole in the specimen of skin and specimen of ligament submitted.


Toxicologist, Dallas County Hospital
District

DALLAS CITY-COUNTY CRIMINAL INVESTIGATION LABORATORY
 (Parkland Memorial Hospital)
 Dallas, Texas
BLOOD ALCOHOL REPORT

Case of ML63-356 Referred by Medical Staff

Blood drawn by _____ At Parkland Hospital

Date _____ Time _____ AM. PM. Antiseptic used _____

Officers, identification, etc.: _____

Specimen received from:

- Dallas P.O. Lock Box at _____ AM. PM. Date _____ By _____
- E.C. Lab. Lock Box at 1:15 AM. PM. Date 11/25/63 By W. Patterson
- Other (Describe): Morgue ice box.

Specimen transferred to M. R. Ray (Analyst).

Time 1:30 AM. PM. Date 11/25/63 By W. Patterson

Specimen container: One test tube stoppered with rubber stopper.

Information from: _____

Analytical

Specimen: _____ Date and time of analysis 11/25/63 2:20 AM. PM.

- Whole Blood
 - Plasma or serum
- Analyst: M. R. Ray

Date (Micro-Greenberg Method):

W ₁	= 2.82	U ₁	= 2.78
W ₂	= 2.82	U ₂	= 2.78
W av.	= 2.82	U av.	= 2.78
B ₁	= 2.86	S ₁	= 0.19
B ₂	= 2.86	S ₂	= 0.19
B av.	= 2.85		

Calculation:

Negative for alcohol.

Gas chromatogram Yes No

Result: Alcohol content Negative.

W. Patterson
 Dallas City-County Criminal
 Investigation Laboratory

100-10461-1A(189)

~~105-891-1A-8~~

No. 2-19-64

to Received ~~Eulus Lee Roberson~~ 2-19-64

From Eulus Lee Roberson
(NAME OF CONTRIBUTOR)

RFD #3, Selmer, Tenn.
(ADDRESS OF CONTRIBUTOR)

(ADDRESS OF CONTRIBUTOR)

(CITY AND STATE)

SA GWE


(NAME OF SPECIAL AGENT)

Be Returned


Yes
No

Description:

Note book



THE SPIRAL



NOTE BOOK

REG. U.S. PAT. & TM.

15c

Sun Feb. 3. 1963.
I was driving
From Texarkana
Ark. And I picked
Lee Harvey Oswald
up and gave him
a ride. He told
me he was going
to Dallas. It
took me about
four hours to
drive from Texa
rana to Dallas
when I was
about four miles
out of Mt Vernon
I discovered he

had a pistol on
him. He had a
stick with a
Communist Flag
on one end of
the stick and the
other end stuck
in the barrel.
He had blanks in
the pistol, if he
had of shot it
at me I guess I
would have been
branded. I looked
off to the right
there was a
rail road.

There was a
train coming fairly
me. Then I saw
a car parked on
my side of the
road. There was
a man standing
near a culler with
a little blond
headed girl standing
in front of him.
He had a gun in
his hand. Pointing
it at us, I told
Lee Oswald to
shoot over his
head and scare

The man, and
he did. I looked
in my rear view
mirror and saw two
state highway
patrolmen following
me and they stopped
But I didn't.
I believe if it
hadn't been for
the girl standing
on the side of the
road, I would have
Oswell would have
shot me.

While driving on
to Dallas. He told
me he had been
in Havana looking
out a fair play
for Cuba ~~for~~
bills, & didn't
pay any attention
to what he said
about the hard
bills. Then he
told me that he
was in Russia
for some time.
Then he showed
me the pistol
he ~~had~~ had

and said it
was issued to
him by Mr
Krupp his self
so I figured he
must be a
Communist. And I
made it a point
to make notes about
who met him when
I got to Dallas
When I got down
town in Dallas
I stopped to let
him out and Ruth
was there to meet
him.

Ruth the woman
that has give him
ade some place
been in Dallas.
She introduced her
self to me. After
I let Oswell out
of the pickup I
drove a block
a detective Tippett
stopped me. And he
had his wife with
him. And Pat Deman
Tippett and his
wife was selling
across the st.