

NAA

R. D. Guy,<sup>1</sup> B.Sc. and B. D. Pate,<sup>1</sup> Ph.D.

## Studies of the Trace Element Content of Bullet Lead and Jacket Material

---

This note concerns the characterization of bullets and bullet jacket material through their trace element content, a technique of potential utility when a bullet or bullet fragment is deformed so that the more conventional techniques are inapplicable. Among the trace element analysis techniques which have been already applied to this problem are atomic absorption spectrometry [1] and neutron activation analysis [2]—the latter technique being that employed in the present study. Results from these studies (for rather few trace elements) suggest that bullet lead compositions may be sufficiently constant for a given manufacturer and calibre for characterization to be possible. This is feasible despite the possibility that manufacturers supply lead to each other and the batch nature of the manufacturing process. In the recent work of Lukens et al [2], the elements Sb, Cu, and As were determined, but the measurement of other trace elements was impeded by the intense antimony radioactivity present in the irradiated specimens, resulting from activation of the substantial Sb content of bullet lead.

The present work employed Ge(Li) gamma-detectors of very much improved energy resolution, expected to facilitate resolution of the gamma radiations from various elements present. In addition, a relatively long irradiation at a neutron flux of  $10^{14} \text{ n} \cdot \text{cm}^{-2} \cdot \text{s}^{-1}$  was employed to permit more intensive activation of the elements present in lower concentrations. Further, a radiochemical separation of antimony radioactivity was carried out after the irradiation with a view to reducing the background against which the radiations from the minor trace elements would have to be measured. It was hoped that this would permit the measurement of many more elements in bullet lead than was possible with the techniques employed previously [2]. The desirability of this objective has been emphasized by Brunell et al [1] while determining four elements (Sb, Cu, Bi, and Ag) by atomic absorption spectrometry.

The composition of bullet jacket material has been studied by Omilon [3] by spark spectrography. The data obtained were semi-quantitative in nature, but indicated that a variation in the trace element composition might exist between bullet jackets from the same batch of ammunition. The present study, therefore, included an attempt to obtain preliminary quantitative data in the same field.

### Experimental Procedure and Results

#### *Sample Preparation and Irradiation Conditions*

The bullet lead specimens were prepared for irradiation by a procedure designed to minimize surface contamination. Each bullet was sawn in half and a slice weighing 400 mg

Received for publication 25 July 1972; accepted for publication 7 Oct. 1972.

<sup>1</sup> Department of Chemistry, Simon Fraser University, Burnaby, B. C., Canada.

2A



was cut from each half to supply duplicate samples. In the case of jacketed bullets, the bullet slices were placed in 5 ml of cold, concentrated nitric acid to dissolve away the jacket material; after the initial vigorous reaction had subsided, the slice was treated with a further portion of fresh concentrated nitric acid. This second treatment was observed to remove the remaining flecks of jacket material embedded in the lead. As a further precaution against possible surface contamination introduced by the sawing operation, the bullet slices were then etched further with 3 *N* HNO<sub>3</sub> heated to a temperature of 60°C. The bullet slices were finally washed three times with deionized distilled water, dried, and weighed. The total weight loss during the preparation procedure was typically 50 percent of the initial sample weight.

Bullet jacket samples were obtained by peeling the jacket from one bullet each of two varieties and dissolving 25 percent (by weight) of the jacket material with 3 *N* nitric acid at 60°C to remove any adhering lead which might be present.

The prepared specimens of bullet and jacket material were encapsulated separately in silica ampoules which had been washed in hot concentrated nitric acid and rinsed with distilled deionized water. Standard quantities of several elements including Sb, Ag, Cu, Cr, Zn, Au, and As were prepared for irradiation simultaneously with the specimens to be analyzed by pipetting known volumes of solutions of known concentration on to Whatman No. 42 ash-less filter paper, air drying, and encapsulation in silica ampoules.

Following a preliminary experiment involving an irradiation at the University of Washington (Seattle) reactor in a flux of  $10^{12}$  n·cm<sup>-2</sup>·s<sup>-1</sup>, the high intensity irradiations were carried out in the N. R. U. reactor at Atomic Energy of Canada Limited, Chalk River, Ontario, at a neutron flux of  $10^{14}$  n·cm<sup>-2</sup>·s<sup>-1</sup> for a duration of 24 h; the standards were distributed spatially among the samples to be analyzed to reduce the effects of spatial variations of the neutron flux. Gamma radiation measurements on the irradiated samples began 72 h after the end of irradiation, following return of the irradiated samples to the laboratory.

#### *Chemical Separation and Radiation Measurements*

The method chosen to remove most of the radioantimony from the irradiated bullet material was the generation of stibine gas (SbH<sub>3</sub>). This method was expected to provide reasonably good purification from antimony activities in a short time, while at the same time causing very little loss of most other elements present in the dissolved bullet solution. This latter aspect was important since it was intended to preserve the analysis as a multi-element operation without the necessity of numerous chemical yield determinations.

Of the trace elements expected to be present in bullet material, the ones expected to be affected by the generation and evolution of stibine gas from acid solutions treated with metallic zinc would be those elements such as arsenic and selenium which also produce volatile hydrides under such conditions. To study such effects prior to any chemical separation, the irradiated samples upon arrival in the laboratory were transferred to clean polyethylene vials, and a preliminary gamma analysis was performed via the techniques outlined below.

Following this measurement, each irradiated bullet sample was dissolved in 5 ml of 3 *N* HNO<sub>3</sub> at 60°C; 15 ml of concentrated HCl was then added and the whole solution evaporated to a minimum volume to remove excess nitric acid. The solution was then made up to known volume with concentrated HCl to dissolve completely the PbCl<sub>2</sub> produced.

The resulting solution was then heated to 100°C and added to 5 g of "mossy" zinc, resulting in the generation of H<sub>2</sub> gas carrying with it SbH<sub>3</sub> plus AsH<sub>3</sub> and H<sub>2</sub>Se. The




FIG.

evolved  
1.6 per-  
gas evo-  
improv-  
acid w-  
was the  
Gam-  
volume  
system  
Figures  
radioch-  
The l-  
irradiat  
The s-  
of the  
achieve

#### **Results**

The  
the pre-  
and <sup>125</sup>I  
<sup>65</sup>Zn, a  
In th-  
antimo

<sup>1</sup> Oak

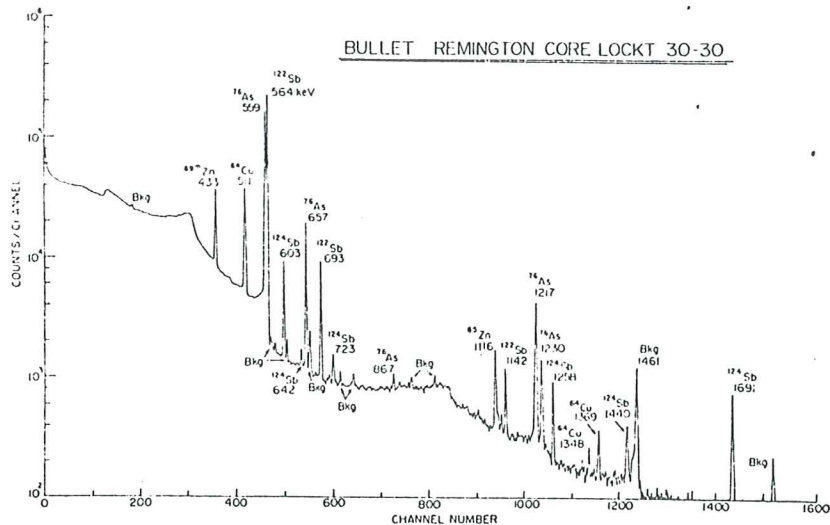


FIG. 1—Gamma spectrum from irradiated bullet material following radiochemical Sb separation.

evolved gases were passed through 10 percent lead acetate solution and then through 1.6 percent  $\text{HgCl}_2$  solution to trap selenium, arsenic, and antimony activities. During the gas evolution three aliquots of 1 mg of  $\text{Sb}^{+3}$  carrier were added to the acid-zinc mixture to improve the removal of radioantimony. At the end of the evolution process, enough acid was added to dissolve completely the added zinc metal. The resulting clear solution was then encapsulated for radioassay.

Gamma radiation spectra were measured by means of a  $\text{Ge}(\text{Li})$  detector<sup>2</sup> with an active volume of 25  $\text{cm}^3$  together with conventional electronic apparatus. The spectrometer system exhibited a resolution of 2.44 keV (FWHM) for a gamma energy of 609 keV. Figures 1 and 2 show two typical gamma spectra for different bullet specimens after radiochemical separation of the majority of the antimony activity.

The bullet jacket samples were measured by the same technique after transfer from the irradiation capsule to an unirradiated vial, but without any chemical treatment.

The spectra were analyzed by means of the computer program SAMPO [4]. Calibration of the spectrometer, both with respect to gamma energy and to detection efficiency, was achieved by means of a source of  $^{226}\text{Ra}$  radioactivity and the associated daughter activities.

### Results

The spectra measured prior to radiochemical separation of the antimony (not shown in the present figures) revealed gamma lines in high intensity arising from the decay of  $^{122}\text{Sb}$  and  $^{124}\text{Sb}$  radioactivity. Lesser intensities of gamma radiations due to the decay of  $^{76}\text{As}$ ,  $^{65}\text{Zn}$ , and  $^{64}\text{Cu}$  radioactivities could also be recognized.

In the spectra measured after Sb separation, of which Figs. 1 and 2 are typical, radioantimony gamma radiations are still dominant. Other gamma radiations, however, are

<sup>2</sup> Oak Ridge Technical Enterprises Corporation, Oak Ridge, Tennessee.



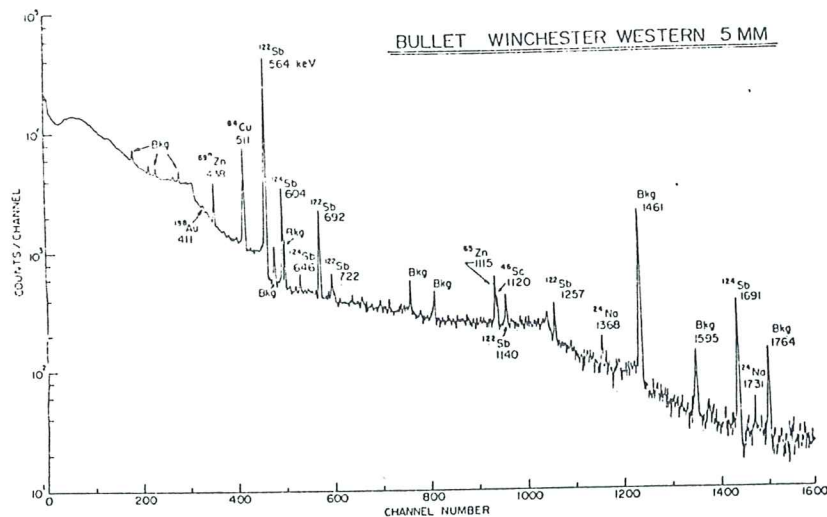


FIG. 2—Gamma radiation spectrum from irradiated bullet material following radiochemical Sb separation.

now observed in increased relative intensities as indicated in these figures. From a comparison of the gamma spectra measured before and after Sb separation, the efficiency of the Sb separation could be measured. It was found to vary from 98.9 percent to 99.9 percent and was nearly always close to the higher of these two figures.

From the relative gamma intensities measured from the irradiated samples and standards, the weights of the trace elements present in each sample and, hence, the concentrations of these elements in bullet materials were calculated. A similar calculation was performed for the bullet jacket material samples. The results are shown in Tables 1 and 2. The errors quoted are either the spread between replicate determinations or the total errors calculated from the known contributions from several sources (such as statistical and other uncertainties in radioactivity determinations, and errors in volume measurements). The larger of the measured or calculated errors was used in each case.

#### Discussion

The technique used in this present work permitted the determination of the concentrations (or their upper limits) of eight elements in bullet lead material and four elements in bullet jacket material. Duplicate samples from the same bullet gave in each case results showing quite good agreement. It is clear, however, that for the several kinds of ammunition samples studied, there was a substantial variation in the trace element content between samples of different manufacture, and the different ammunition varieties could have been clearly distinguished from each other. The number of samples examined was, of course, too small to permit conclusions to be drawn regarding the feasibility of bullet characterization; nevertheless the results appear sufficiently promising to warrant extended studies of the variation of these trace elements throughout a wider selection of ammunition samples.

TABLE 1—Element concentrations in bullet lead.

Bullet Type	Sb, %	Au, ppm	As, ppm	As, ppm	Cr, ppm	Cu, ppm	Te, ppm <sup>b</sup>	Zn, ppm
CIL Dominion .30-30	1.7 ± 0.2	0.012 ± 0.001	35 ± 4	<120	<1.8	7.0 ± 2.5 <sup>a</sup>	<9	<1.8
CIL Dominion .22 Long rifle	2.2 ± 0.3	0.016 ± 0.003	39 ± 7	<200	0.6 ± 0.2	52 ± 20	<10	<1.8
Winchester-Western 5 mm	.052 ± 0.004	0.023 ± 0.001	64 ± 42	<12	<0.8	33 ± 10 <sup>a</sup>	<7	<1.5
Remington Core-Loekt .30-30	2.1 ± 0.5	0.093 ± 0.006	81 ± 5	490 ± 50	<0.4	19 ± 7 <sup>a</sup>	28 ± 10	1.4 ± 0.4

<sup>a</sup> Uncertain due to possible contamination with jacket material.

<sup>b</sup> Measured through <sup>131</sup>I produced via <sup>130</sup>Te(α, γ) <sup>131</sup>Te → <sup>131</sup>I, observed in acid solution remaining after SbH<sub>3</sub> evolution.



TABLE 2—Element concentrations in bullet jackets.

Bullet Type	Zn, %	Sb, ppm	Au, ppm	Ag, ppm
Winchester-Western 5 mm	8.5 ± 0.1	2.4 ± 0.2	0.6 ± 0.1	34 ± 5
Remington Core-Lockt .30-30	5.8 ± 0.1	4.3 ± 0.4	1.0 ± 0.1	84 ± 8

In the case of bullet lead material, the problems posed by the overwhelming antimony radioactivity present in irradiated samples have not been overcome completely. A residue, after chemical separation, of 0.1 percent of the radioantimony initially present is still enough to provide an uncomfortably high background against which to measure many of the trace elements present. More efficient, although more tedious, chemical separation techniques are available and the upper limits quoted in this paper could probably be reduced if these were employed.

There is an equivalent problem in the case of the analysis of bullet jacket material by the present technique. The overwhelming zinc and copper activities impede the determination of other elements measured through radioactivities of short half-life.

#### Acknowledgements

The authors are most grateful to Inspectors D. M. Duke and P. S. Gazey of the Vancouver Crime Detection Laboratory of the Royal Canadian Mounted Police for valuable counsel and supply of samples and to Mr. J. Gislason of Simon Fraser University for experimental collaboration and assistance. They wish to express appreciation to Dr. B. L. Babb and Mr. P. Miller of the Nuclear Reactor Centre of the University of Washington for cooperative scheduling of the preliminary neutron bombardment. They also wish to thank Dr. F. Brown of Atomic Energy of Canada Limited, Chalk River, for courtesies in scheduling the high flux bombardments.

Support of this work by the National Research Council of Canada under Grant No. A2510 and through an agreement with the Department of the Solicitor General of Canada is also gratefully acknowledged.

#### References

- [1] Brunelle, R. L., Hoffman, C. M., and Snow, K. B., *Journal of the Association of Official Analytical Chemists*, Vol. 53, 1970, p. 470.
- [2] Lukens, H. R., Schlesinger, H. L., Guinn, V. P., and Hackleman, R. P., *U.S. Department of Commerce, National Technical Information Service, Bulletin GA-10141*, 30 June, 1971.
- [3] Omilon, P. M., Corporal, R. C. M. P., private communication, 1972.
- [4] Routti, J. T. and Prussin, S. G., *Nuclear Instruments and Methods*, Vol. 72, 1969, p. 125.

Simon Fraser University  
Department of Chemistry  
Burnaby 2, B. C., Canada



291 Norberg, Craig & Norberg, Peter, eds. National Radio  
 SP Pub. Dir. 1972. 60.00 (ISBN 0-87-14-099-1). Peter Gerd  
 95-64  
 Peck, William A. Radio Promotion Handbook. LC 67-  
 0-2743. 1968. 9.95 (ISBN 0-8306-8267-8). TAB Bks.  
 RADIO STATIONS, AMATEUR  
 see Amateur Radio Stations  
 RADIO STATIONS, MOBILE  
 see Mobile Radio Stations  
 RADIO STATIONS, SHORT WAVE  
 see also Amateur Radio Stations  
 RADIO STORIES  
 Henderson, Gwyneth, ed. African Theatre: Eight Prize-  
 Winning Plays for Radio (African Writers Ser., No. 134) 1974. pap. text ed. 2.25x. Humanities  
 Henderson, Gwyneth & Pieterse, Cosmo, eds. Nine  
 African Plays for Radio. (African Writers Ser., No. 127) (Orig.). 1974. pap. text ed. 2.50x. Humanities  
 RADIO TELESCOPE  
 Christiansen, W. N. & Hogbom, J. A. Radiotelescopes.  
 (Cambridge Monographs on Physics Ser. (Illus.)) 1969.  
 17.50 (ISBN 0-521-07054-6). Cambridge U. Pr.  
 Heywood, John. Radio Astronomy & How to Build Your  
 Own Telescope. LC 62-20964 (Illus.). 1963. lib. bdg.  
 4.50 (ISBN 0-668-01030-4). Arco.  
 Radio Astronomy & How to Build Your Own  
 Telescope. (Illus., Orig.). 1964. pap. 0.95 (ISBN 0-668-  
 01031-2). Arco Bks.  
 Lebedev Physics Institute Study. Wideband Cruciform  
 Radio Telescope Research. Skobel'tsyn, D. V., ed. LC  
 69-12524 (Proceedings, Vol. 38) (Illus.) 1969. 22.50  
 (ISBN 0-306-10822-4). Consultants' Plenum Pub.  
 Mar. James W., ed. Structures Technology for Large  
 Radio & Radar Telescope Systems. 1969. 30.00x  
 (ISBN 0-262-13046-7). MIT Pr.  
 Skobel'tsyn, D. V., ed. Radio Telescopes: Trudy, Vol. 28.  
 LC 66-14739 (Lebedev Physics Institute Ser.) 1966.  
 27.50 (ISBN 0-306-10769-4). Consultants' Plenum Pub.  
 Tolok, V. I. Recent Advances in Plasma Diagnostics, Vol. 2.  
 Microwave Techniques. Buchner, J. R., tr. from Rus.  
 LC 70-140828. 1971. 22.50 (ISBN 0-306-19102-4).  
 Consultants' Plenum Pub.  
 RADIO TRANSMISSION  
 see Radio Transmitters and Transmission  
 RADIO TRANSMISSION LINES  
 see Radio Lines  
 RADIO WAVE PROPAGATION IN THE  
 IONOSPHERE  
 see Ionospheric Radio Wave Propagation  
 RADIO WAVES  
 see also Ionospheric Radio Wave Propagation,  
 Microwaves, Pulse Techniques (Electronics), Radio  
 Frequency, Radio Frequency Spectroscopy, Radio Lines,  
 Radio Meteorology, Sporadic E (Ionosphere)  
 Alfieri, Yu. I., ed. Radio Wave Propagation & the  
 Ionosphere. The Ionosphere, Vol. 1. 2nd ed. LC 75-  
 167674. 1973. 37.50 (ISBN 0-806-17141-4).  
 Consultants' Plenum Pub.  
 Infrilium, Leon. Wave Propagation in Periodic Structures.  
 2nd ed. 1946. pap. 2.75 (ISBN 0-486-60044-0). Dover.  
 Brown, J. Electromagnetic Wave Theory, 2 Pts.  
 (International Ser. of Monographs on Electromagnetic  
 Waves, Vol. 11) 1967. Pt. 1. 32.50 (ISBN 0-08-  
 011921-2); Pt. 2. 32.50 (ISBN 0-08-011922-0).  
 Pergamon.  
 Burrows, W. G. V.H.F. Radio Wave Propagation in the  
 Troposphere. 1970. 9.50. Transatlantic.  
 Chatterjee, Bismath. Propagation of Radio Waves. 1964.  
 5.50x. (ISBN 0-210-26950-2). Asia.  
 David, P. & Voze, J. Propagation of Waves. 1969. 18.00  
 (ISBN 0-08-012114-4). Pergamon.  
 Desautel, M. & Michels, J. I., eds. Electromagnetic  
 Wave Propagation. Proceedings. 1960. 22.00 (ISBN 0-  
 12-211550-0). Acad. Pr.  
 Dolukhanov, M. Propagation of Radio Waves. Kuznetsov,  
 Boris, tr. from Rus. (Illus.) 1971. 15.00. Beeman  
 Pubs.  
 Du Castel, F. Tropospheric Radiowave Propagation  
 Beyond the Horizon. (International Ser. of Monographs  
 on Electromagnetic Waves, Vol. 8) (Illus.) 1966. 18.00  
 (ISBN 0-08-01974-5). Pergamon.  
 Essen, J. & Fromme, K. D. Velocity of Light. 1969. 8.50  
 (ISBN 0-12-242850-1). Acad. Pr.  
 Gordon, A. V. & Gordon, Z. I. Pathological Effects of  
 Radio Waves. Haigh, Basil, tr. from Rus. LC 72-94825  
 (Illus.) 1973. 20.00 (ISBN 0-306-10878-X).  
 Consultants' Plenum Pub.  
 Hewish, A., ed. Seeing Beyond the Visible. 1970. 6.00  
 (ISBN 0-444-19643-5). Am. Elsevier.  
 Hoffman, W. C. Statistical Methods in Radio Wave  
 Propagation. 1960. 17.00 (ISBN 0-08-009406-X).  
 Pergamon.  
 Hoffe, I. F. F. VLF Radio Wave Propagation. Proc. of the  
 SAIO Advanced Study Institute, Held in Spindt,  
 Norway, April 17-27, 1974. (SAIO Advanced Study  
 Inst. Ser. C. Math. & Physical Sciences 10) 1974. lib.  
 bdg. 17.00 (ISBN 90-277-0503-8). Reidel.  
 Jones, R. M. Application of the Geometrical Theory of  
 Diffraction to Terrestrial VLF Radio Wave Propagation  
 (Mittellungen aus dem Max-Planck-Institut fuer  
 Astrophysik, No. 37) (Illus.) 1968. pap. 4.10 (ISBN 0-  
 873-04272-5). Springer-Verlag.  
 Kerr, Donald F., ed. Propagation of Short Radio Waves  
 (Illus.) 1961. 4.00 (ISBN 0-486-61401-X). Dover.  
 Livingston, Donald C. Physics of Microwave Propagation.  
 1970. ref. ed. 15.00 (ISBN 0-11-674290-9). P.H.  
 Rantzen, H. B. Uncertainty in Nature & Communications.  
 1968. text ed. 8.25x. Humanities.

Stumpers, F. L. Radio Waves & Circuits. (P.  
 Radio Science, Vol. 6) 1966. 27.50 (ISBN  
 40559-3). Am. Elsevier.  
 Wait, J. R. Electromagnetic Waves in Stratified  
 Media. 2nd ed. (International Ser. of Monographs on  
 Electromagnetic Waves, Vol. 3). 1970. 32.50  
 (ISBN 0-08-00636-4). Pergamon.  
 RADIO WAVES, SCATTERING  
 Beckman, P. & Spitzwichto, A., eds. The Scattering  
 of Electromagnetic Waves from Rough Surfaces.  
 (International Ser. of Monographs on Electromagnetic  
 Waves, Vol. 4) 1963. Set 21.50 (ISBN 0-08-  
 011921-2) Pergamon.  
 Whale, H. A. Effects of Ionospheric Scattering:  
 Long Distance Radio Communication. LC  
 1969. 19.50 (ISBN 0-306-30420-1). Plenum  
 Pub.  
 RADIO WRITING  
 see Radio Authorship  
 RADIOACTIVITY ANALYSIS  
 Adams, F., et al. Instrumental & Radiochemical  
 Activation Analysis. 1971. 15.00. CRC Pr.  
 Aliev, A. I. Handbook of Nuclear Data for Neutron  
 Activation Analysis. 1970. 17.50x. (ISBN 0-08-  
 011921-2). Halsted Pr.  
 Analysis of Reactor Vessel Radiation Effects  
 Programs. (STP 481 Ser.) 1970. 26.00 (Illus.).  
 ASTM.  
 Analytical Chemistry of Nuclear Fuels. (Part  
 Proceedings Ser.) (Illus., Orig.). 1973. pap.  
 (IAEA) Unipub.  
 Bowen, Humphrey J. & Gibbons, David, R.  
 Analysis. 1963. 10.10x (ISBN 0-19-8553-  
 1-1). P.  
 Coomber, D. L., ed. Radiochemical Methods.  
 LC 72-95069. 1974. 22.50 (ISBN 0-306-  
 10822-4). Plenum Pub.  
 De Smet, D., et al. Neutron Activation Ana-  
 lysis. 122343. (Chemical Analysis Ser., Vol. 31)  
 (ISBN 0-471-20390-4). Pub. by Wiley-Interscience.  
 Wiley.  
 Food And Agriculture Organization. Methods  
 Radiochemical Analysis. 1959. 1.00 (FAO)  
 Harper, C. F. Geochemistry: Radioactive  
 Rocks & Minerals. LC 73-648. (Benchmark  
 Geology Ser.) 1973. text ed. 24.00 (ISBN  
 031-7). DH&R.  
 I. U. P. A. C. Vienna, 1959. Radioactivity  
 Proceedings. 4.50 (ISBN 0-8448-0449-5).  
 Co.  
 In Vivo Neutron Activation Analysis. (Part  
 Ser.) (Orig.) 1974. pap. 11.00 (IAEA).  
 International Atomic Energy Agency. Nuclear  
 Techniques in the Life Sciences. 1972. 25.00  
 Unipub.  
 Quick Methods of Radiochemical Analysis.  
 (Technical Reports Ser., No. 95) 1969.  
 Unipub.  
 Koch, R. C. Activation Analysis Handbook.  
 (ISBN 0-12-417550-3). Acad. Pr.  
 Kruger, Paul. Principles of Activation Analysis.  
 137108. (Illus.) 1971. 28.25 (ISBN 0-471-  
 22825-1). Pub. by Wiley-Interscience. Wiley.  
 Lenham, J. M. & Thompson, S. J., eds. Acti-  
 vation Analysis: Principles & Applications. (Illus.)  
 11.00 (ISBN 0-12-443650-1). Acad. Pr.  
 Lenham, J. M. & Thompson, S. J., eds. Acti-  
 vation Analysis. Vols. 1 & 2. Vol. 1. 1969.  
 (ISBN 0-12-000401-1). Vol. 2. 1972. 18.00  
 (ISBN 0-12-000402-X). Acad. Pr.  
 Lyon. Guide to Activation Analysis. LC 64-  
 Repr. of 1964. ed. 9.50 (ISBN 0-88275-0-  
 1).  
 Moses, A. T. Nuclear Techniques in Analysis.  
 LC 64-15746. 1968. 9.00 (ISBN 0-08-011921-2).  
 Pergamon.  
 Sargolwalla, S. S. & Prabhakar, P. P. A. Neutron  
 Analysis with Neutron Generators. LC 72-  
 (Chemical Analysis Ser., Vol. 39) 1973.  
 0-471-60041-4. Pub. by Wiley-Interscience.  
 Radiochemical Methods of Analysis, 2 Vols.  
 9001 (IAEA Ser. No. 27) 1960. Unipub.  
 Rozic, J. & Stary, J. Substoichiometry of  
 Analysis. (International Series of Mono-  
 graphs on Analytical Chemistry, Vol. 30) 1968. 11.  
 08.012442.9. Pergamon.  
 RADIOACTIVE CONTAMINATION OF THE  
 ENVIRONMENT  
 Agricultural & Public Health Aspects of Radioactive  
 Contamination in Normal Emergency Situations.  
 Paper 790 (FAO) Unipub.  
 Albert, M. E., et al. Chemical & Radiological  
 Contamination. (Illus.) 1973. text ed. 17.  
 842.7091-4. Miss. Info.  
 Food & Nutrition Board. Radionuclides in Food.  
 rev. ed. LC 62-60075 (Illus.) 1973. pap.  
 0-99-02113-8. Natl. Acad. Sci.  
 Fowler, Eric B. Radioactive Fallout in Soils.  
 Man. 1965. 18.00 (ISBN 0-444-40242-X).  
 Organization of Surveys for Radionuclides in  
 Agriculture. (Orig.) 1962. pap. 10.00 (IAEA).  
 Radioactive Contamination of the Marine  
 Environment. (Proceedings Ser.) (Illus., Orig.) 1973. 9.50.  
 (IAEA) Unipub.  
 Radioactive Materials in Food & Agriculture.  
 1960. 1.50 (IAEA). pap. 1.50. Unipub.  
 RADIOACTIVE CONTAMINATION OF THE  
 ENVIRONMENT  
 see Soils, Radioactive Substances In,  
 RADIOACTIVE DATING  
 see also Potassium-Argon Dating, Radiocarbon

Dating &  
 Radiometric Dating &  
 Zonation. LC 78-98015 (Illus., Orig.)  
 0-575x. (ISBN 0-81-77-2124-5). Geol. Soc.  
 Farquhar, P. M. Radiometric Dating for  
 Earth & Planetary Sciences. 1968. 24.50 (ISBN 0-470-  
 0-81-77-2124-5). Wiley-Interscience. Wiley.  
 Foundations of Earth Science Series  
 Time & Space. (Foundations of Earth Science Series)  
 1969. 2.50 (ISBN 0-697-05011-4). Wm C. Brown  
 Atomic Energy Agency. Radioactive Dating  
 of Low-Level Counting. 1967. 15.00  
 (08-013414-9). Pergamon.  
 Mays, Charles W., et al., eds. Delayed Effect  
 Seeking Radionuclides. Symposium. 1969.  
 LC 77-86230. (Illus.) 1969. 15.00 (ISBN  
 08-013414-9). U. of Utah Pr.  
 RADIOACTIVE SUBSTANCES - TRANS-  
 PORT  
 Forum On Ocean Transport Of Radioactive  
 Materials. Note on Certain Aspects of  
 Insurability. 1962. pap. 2.50 (ISBN 0-870-  
 Helios.  
 International Atomic Energy Agency. Regul-  
 ation of Safe Transport of Radioactive Materials  
 (Safety Ser. No. 6) 1973. pap. 6.00 (IAEA).  
 Lemkuhler, Ferdinand. Trucking of Radioactive  
 Materials: Safety Vs. Economy in Highways.  
 1963. 12.00x (ISBN 0-8018-0368-3). John  
 Maritime Carriage of Nuclear Materials. (Pr  
 Ser.) (Illus.). 1973. pap. 15.00 (IAEA).  
 Regulations for the Safe Transport of Radio-  
 active Materials. Note on Certain Aspects of  
 Insurability. 1962. pap. 2.50 (ISBN 0-870-  
 Helios.  
 Regulations for the Safe Transport of Radio-  
 active Materials. Nineteen Seventy-Three. rev.  
 Ser., No. 6). (Illus., Orig.). 1973. pap. 6.0  
 Unipub.  
 Tests on Transport Packaging for Radioactive  
 Materials. (Proceedings Ser.) (Illus., Orig.) 1971. p.  
 (IAEA). Unipub.  
 RADIOACTIVE TRACERS  
 see also Carbon-14 Isotopes; Radioisotope Se  
 Radioisotopes in Hydrology; Radioisotopes  
 Pharmacology; Tracers (Chemistry)  
 Ashkin, John. Tracer Diffusion Data for Met-  
 al Simple Oxides. LC 73-95202. 1970. 12.5  
 306-6147-5). IFL Plenum.  
 Bournsall, J. C. Safety Techniques for Radi-  
 oisotope Tracers. 1958. 4.95. Cambridge U. Pr.  
 Cleaver, J. E. Frontiers of Biology. Thyroid  
 & Cell Kinetics, Vol. 6. Neuberger, A. &  
 eds. 1967. 16.50 (ISBN 0-444-10161-6).  
 Gahan, P. B., ed. Autoradiography for Biol-  
 ogy. 1965. 15.00 (ISBN 0-12-273250-2). Acad. Pr.  
 International Atomic Energy Agency. Isotope  
 Hydrology. 1967. 15.00 (IAEA). Unipub.  
 International Atomic Energy Agency. Isotope  
 Research. 1966. pap. 5.00 (IAEA). Unipub.  
 RADIOISOTOPES  
 see also Elements; Fission Products, Isotopes,  
 Polonium; Radioactive Fallout; Radioactive  
 Pollution of the Atmosphere;  
 Radium; Soils, Radioactive Substances In;  
 Thorium; Uranium  
 Are You Radioactive. 1974. pap. 1.25  
 (0-503466-5). Pyramid Pubs.  
 Card, C. Radionuclides in the Environment.  
 Robert F., ed. (Advances in Chemistry Ser.,  
 No. 12) 1970. 15.00 (ISBN 0-8412-0094-7). Am.  
 Atomic Energy Agency. Treatment of  
 Radioactive Wastes. 1968. 19.00 (IAEA).  
 Commission on Radiation Units &  
 Standards. Certification of Standardized  
 Sources. LC 68-58199. 1.50 (ISBN 0-  
 7-90). Intl Comm Rad Meas.  
 A. K., et al. Chemical Analysis of  
 Radioactive Materials. Rothery, E. J., ed. 1967. 21.00.  
 Careless Atom. LC 68-9768. 1969. 5.95  
 (0-95-08053-3). HM.  
 Surveys for Radionuclides in Food &  
 the Environment. (Orig.) 1962. pap. 1.00 (FAO). Unipub.  
 CRC Handbook of Radioactive Nuclides.  
 1965. 18.00 (ISBN 0-8719-521-1). CRC Pr.  
 International Atomic Energy Agency. Meteorological  
 Organization. Meteorological  
 Organizing the Transport & Removal of  
 Radioactive Debris. 1961. pap. 4.00 (WMO) Unipub.  
 RADIOACTIVE SUBSTANCES - SAFETY  
 RADIOISOTOPES  
 see also Legal Considerations on Ionizing  
 Radionuclides & Radiation Emitting  
 Sources. 1966. 5.50 (ISBN 0-398-00893-0). C. C.  
 Atomic Energy Agency. Radiation  
 Standards for Radioluminous Timepieces.  
 1967. pap. 1.00 (IAEA). Unipub.  
 Commission on Radiological Protection.  
 Man. price not set (ISBN 0-08-017024-2).  
 Commission on Radiological Protection, ed.  
 of Commission Recommendations That  
 Should Be As Low As Reasonably Achievable. LC 73-  
 1967. pap. text ed. 3.50 (ISBN 0-08-017694-1).  
 Commission on Radiological Protection, ed.  
 of Commission Recommendations That  
 Should Be As Low As Reasonably Achievable. LC 73-  
 1967. pap. text ed. 3.50 (ISBN 0-08-017694-1).  
 Protection Procedures. (Safety Ser., No. 38).  
 1973. pap. 7.00 (IAEA). Unipub.  
 Safe Transport of Radioactive  
 Materials. Note on Certain Aspects of the Regulations.  
 1961. pap. 1.50 (IAEA). Unipub.  
 of Radionuclides. (Safety Ser., No. 1).  
 1961. pap. 4.00 (IAEA). Unipub.  
 RADIOACTIVE SUBSTANCES - TOXICOLOGY  
 Treatment of Radioactive Poisoning. 1963.  
 5.00. Unipub.

Food & Nutrition Board. Radionuclides in Food.  
 rev. ed. LC 62-60075 (Illus.) 1973. pap.  
 0-99-02113-8. Natl. Acad. Sci.  
 Letavet, A. A. & Kurlyandskaya, E. B., eds.  
 Toxicology of Radioactive Substances, 2 Vols.  
 4. Thorium-232 & Uranium-238. 1970. 14  
 08-013414-9). Vol. 5. Zinc-65. 1970. 18.00  
 (08-013414-9). Pergamon.  
 Mays, Charles W., et al., eds. Delayed Effect  
 Seeking Radionuclides. Symposium. 1969.  
 LC 77-86230. (Illus.) 1969. 15.00 (ISBN  
 08-013414-9). U. of Utah Pr.  
 RADIOACTIVE SUBSTANCES - TRANS-  
 PORT  
 Forum On Ocean Transport Of Radioactive  
 Materials. Note on Certain Aspects of  
 Insurability. 1962. pap. 2.50 (ISBN 0-870-  
 Helios.  
 International Atomic Energy Agency. Regul-  
 ation of Safe Transport of Radioactive Materials  
 (Safety Ser. No. 6) 1973. pap. 6.00 (IAEA).  
 Lemkuhler, Ferdinand. Trucking of Radioactive  
 Materials: Safety Vs. Economy in Highways.  
 1963. 12.00x (ISBN 0-8018-0368-3). John  
 Maritime Carriage of Nuclear Materials. (Pr  
 Ser.) (Illus.). 1973. pap. 15.00 (IAEA).  
 Regulations for the Safe Transport of Radio-  
 active Materials. Note on Certain Aspects of  
 Insurability. 1962. pap. 2.50 (ISBN 0-870-  
 Helios.  
 Regulations for the Safe Transport of Radio-  
 active Materials. Nineteen Seventy-Three. rev.  
 Ser., No. 6). (Illus., Orig.). 1973. pap. 6.0  
 Unipub.  
 Tests on Transport Packaging for Radioactive  
 Materials. (Proceedings Ser.) (Illus., Orig.) 1971. p.  
 (IAEA). Unipub.  
 RADIOACTIVE TRACERS  
 see also Carbon-14 Isotopes; Radioisotope Se  
 Radioisotopes in Hydrology; Radioisotopes  
 Pharmacology; Tracers (Chemistry)  
 Ashkin, John. Tracer Diffusion Data for Met-  
 al Simple Oxides. LC 73-95202. 1970. 12.5  
 306-6147-5). IFL Plenum.  
 Bournsall, J. C. Safety Techniques for Radi-  
 oisotope Tracers. 1958. 4.95. Cambridge U. Pr.  
 Cleaver, J. E. Frontiers of Biology. Thyroid  
 & Cell Kinetics, Vol. 6. Neuberger, A. &  
 eds. 1967. 16.50 (ISBN 0-444-10161-6).  
 Gahan, P. B., ed. Autoradiography for Biol-  
 ogy. 1965. 15.00 (ISBN 0-12-273250-2). Acad. Pr.  
 International Atomic Energy Agency. Isotope  
 Hydrology. 1967. 15.00 (IAEA). Unipub.  
 International Atomic Energy Agency. Isotope  
 Research. 1966. pap. 5.00 (IAEA). Unipub.  
 RADIOISOTOPES  
 see also Elements; Fission Products, Isotopes,  
 Polonium; Radioactive Fallout; Radioactive  
 Pollution of the Atmosphere;  
 Radium; Soils, Radioactive Substances In;  
 Thorium; Uranium  
 Are You Radioactive. 1974. pap. 1.25  
 (0-503466-5). Pyramid Pubs.  
 Card, C. Radionuclides in the Environment.  
 Robert F., ed. (Advances in Chemistry Ser.,  
 No. 12) 1970. 15.00 (ISBN 0-8412-0094-7). Am.  
 Atomic Energy Agency. Treatment of  
 Radioactive Wastes. 1968. 19.00 (IAEA).  
 Commission on Radiation Units &  
 Standards. Certification of Standardized  
 Sources. LC 68-58199. 1.50 (ISBN 0-  
 7-90). Intl Comm Rad Meas.  
 A. K., et al. Chemical Analysis of  
 Radioactive Materials. Rothery, E. J., ed. 1967. 21.00.  
 Careless Atom. LC 68-9768. 1969. 5.95  
 (0-95-08053-3). HM.  
 Surveys for Radionuclides in Food &  
 the Environment. (Orig.) 1962. pap. 1.00 (FAO). Unipub.  
 CRC Handbook of Radioactive Nuclides.  
 1965. 18.00 (ISBN 0-8719-521-1). CRC Pr.  
 International Atomic Energy Agency. Meteorological  
 Organization. Meteorological  
 Organizing the Transport & Removal of  
 Radioactive Debris. 1961. pap. 4.00 (WMO) Unipub.  
 RADIOACTIVE SUBSTANCES - SAFETY  
 RADIOISOTOPES  
 see also Legal Considerations on Ionizing  
 Radionuclides & Radiation Emitting  
 Sources. 1966. 5.50 (ISBN 0-398-00893-0). C. C.  
 Atomic Energy Agency. Radiation  
 Standards for Radioluminous Timepieces.  
 1967. pap. 1.00 (IAEA). Unipub.  
 Commission on Radiological Protection.  
 Man. price not set (ISBN 0-08-017024-2).  
 Commission on Radiological Protection, ed.  
 of Commission Recommendations That  
 Should Be As Low As Reasonably Achievable. LC 73-  
 1967. pap. text ed. 3.50 (ISBN 0-08-017694-1).  
 Commission on Radiological Protection, ed.  
 of Commission Recommendations That  
 Should Be As Low As Reasonably Achievable. LC 73-  
 1967. pap. text ed. 3.50 (ISBN 0-08-017694-1).  
 Protection Procedures. (Safety Ser., No. 38).  
 1973. pap. 7.00 (IAEA). Unipub.  
 Safe Transport of Radioactive  
 Materials. Note on Certain Aspects of the Regulations.  
 1961. pap. 1.50 (IAEA). Unipub.  
 of Radionuclides. (Safety Ser., No. 1).  
 1961. pap. 4.00 (IAEA). Unipub.  
 RADIOACTIVE SUBSTANCES - TOXICOLOGY  
 Treatment of Radioactive Poisoning. 1963.  
 5.00. Unipub.